

Knowledge and Intelligent Technology for Business Processes Optimization (SAP)

JASS 2008

Student: Constantine Sonkin

Professor: Dr. Viacheslav P. Shkodirev

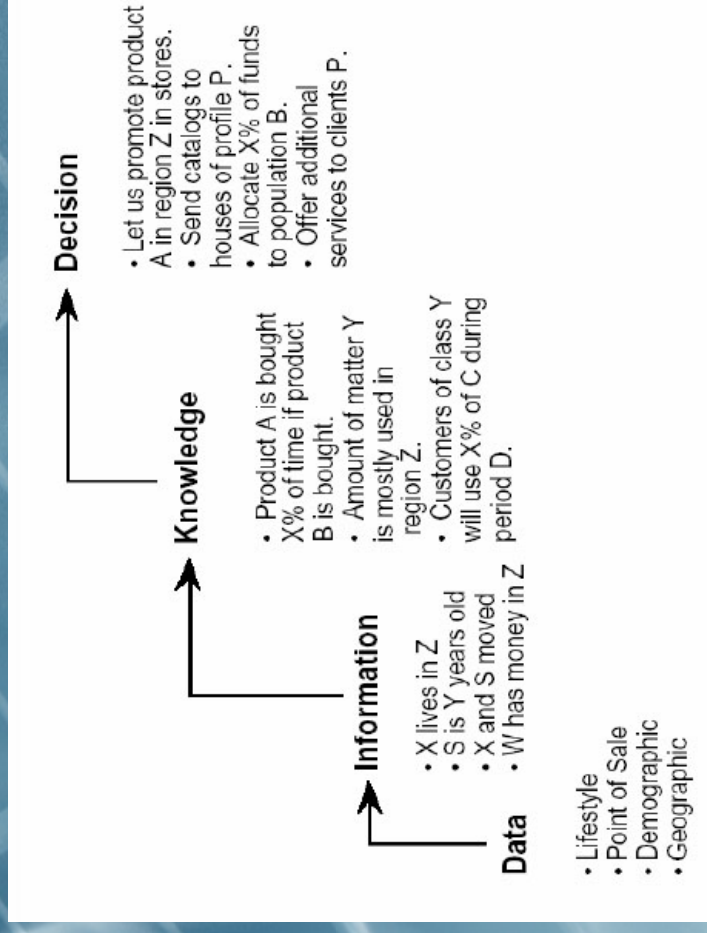
Saint-Petersburg State Polytechnical University

Contents

- Introduction
- Data Warehousing
- Data Mining
- Business Intelligence
- SAP

Introduction

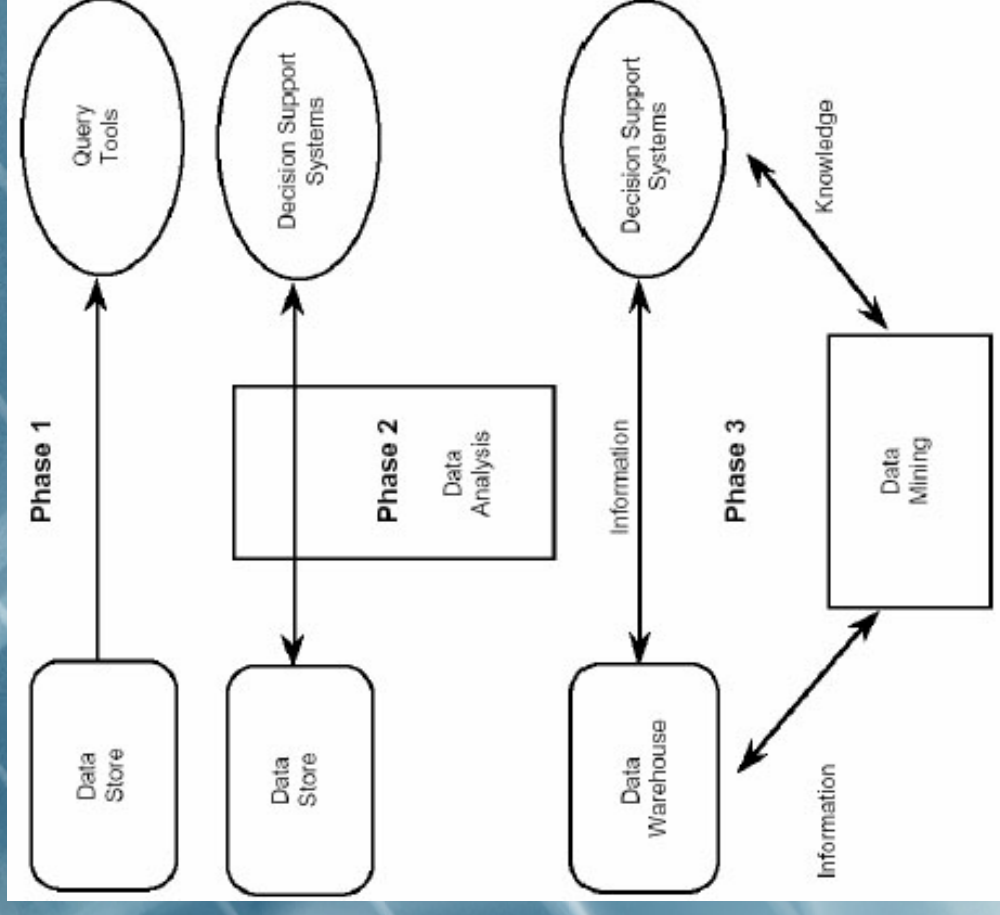
- Main goal of advanced data analysis is to make decisions that lead directly to benefits
- Process from data to decisions involve:
 - database technology
 - data mining
 - business intelligence



Introduction.

From data to decisions

- Phase 1
 - structured data stores filing relevant data;
 - decision supported tasks were performed centrally
- Phase 2
 - decision support implemented offline
 - data analysis techniques
- Phase 3
 - diversity of the data stores;
 - warehouse frameworks;
 - advanced data analysis techniques



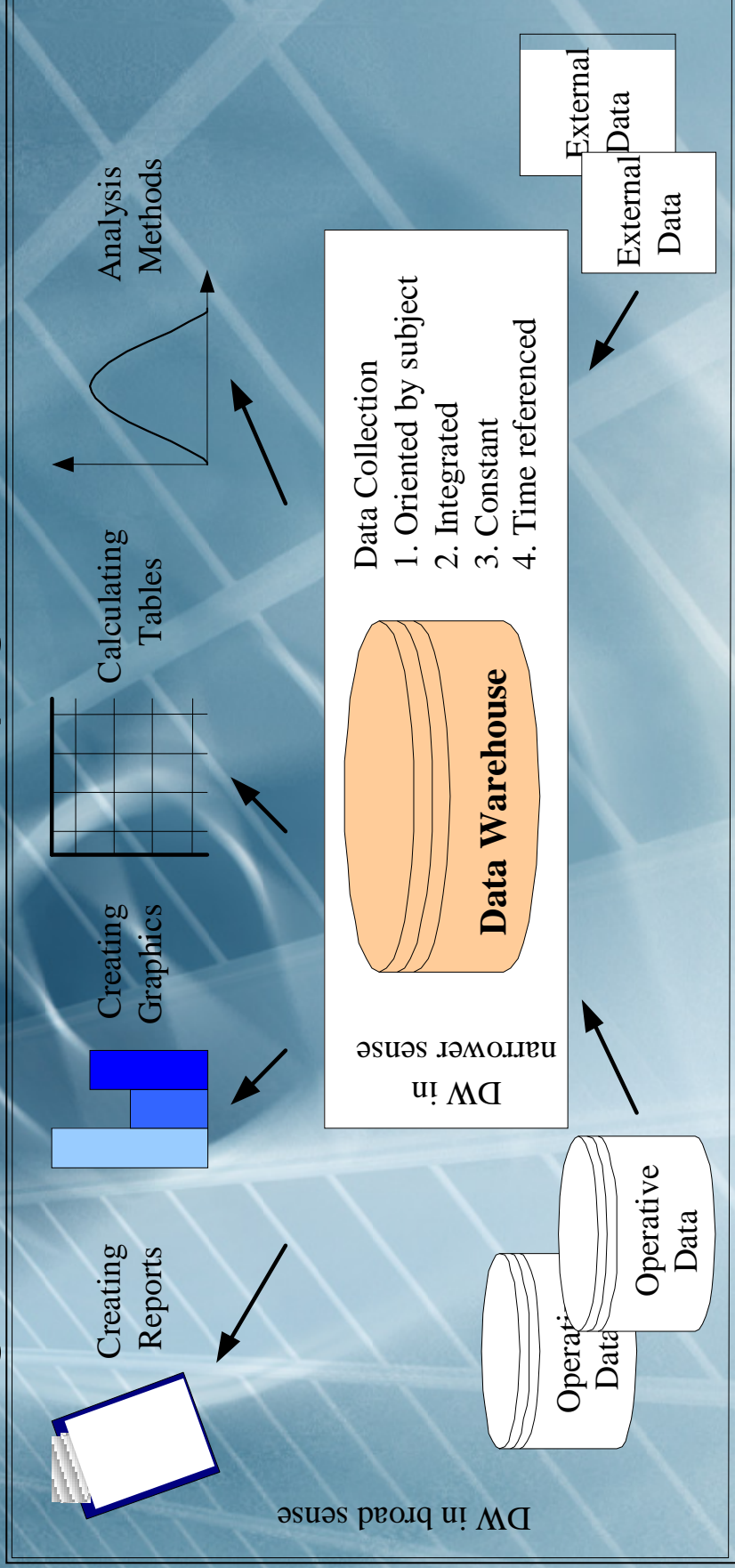
Introduction.

Definitions

- **Data Warehouse:** is a process and architecture that requires robust planning to implement a platform for decision-making processes and BI.
Includes: selection, conversion, transformation, consolidation, integration from multiple operational data sources to a target DBMS
- **Data Mining:** is the process of discovering meaningful new correlations and trends by sifting through large amounts of data stored in repositories, using pattern recognition as well as statistical, machine learning, and mathematical techniques
- **Business Intelligence:** BI is the user-centered process of exploring data, data relationships and trends - thereby helping to improve overall decision making.

Data Warehousing

- A data warehouse is a physical dataset enabling an integrated view of the underlying DataSources.



Data Warehousing

- DW is an architecture for five components:
 - BI tools
 - DW administration
 - DW Database MS
 - Data conversion and extraction
 - Operational data source

- Three-Level DW Concept:



Data Warehousing

- **Implementation difficulties:**
 - DW can't be taken from a shelf – has to be compiled using a variety of components
 - Clear idea of goals and benefits is a necessity
 - DW is an architecture, not a product
 - Can't be bought – need to be built

Data Mining

Data mining - *the extraction of hidden predictive information from large databases*

Data mining tools predict future trends and behaviors, allowing to make proactive, knowledge-driven decisions.

Three main reasons for data mining:

- Correcting data – correction of incompleteness and contradictory information
- Discovering knowledge – to determine hidden relationships, patterns and correlations from data
- Visualizing data – to humanize the mass of data, display the data



Data Mining

Methodology:

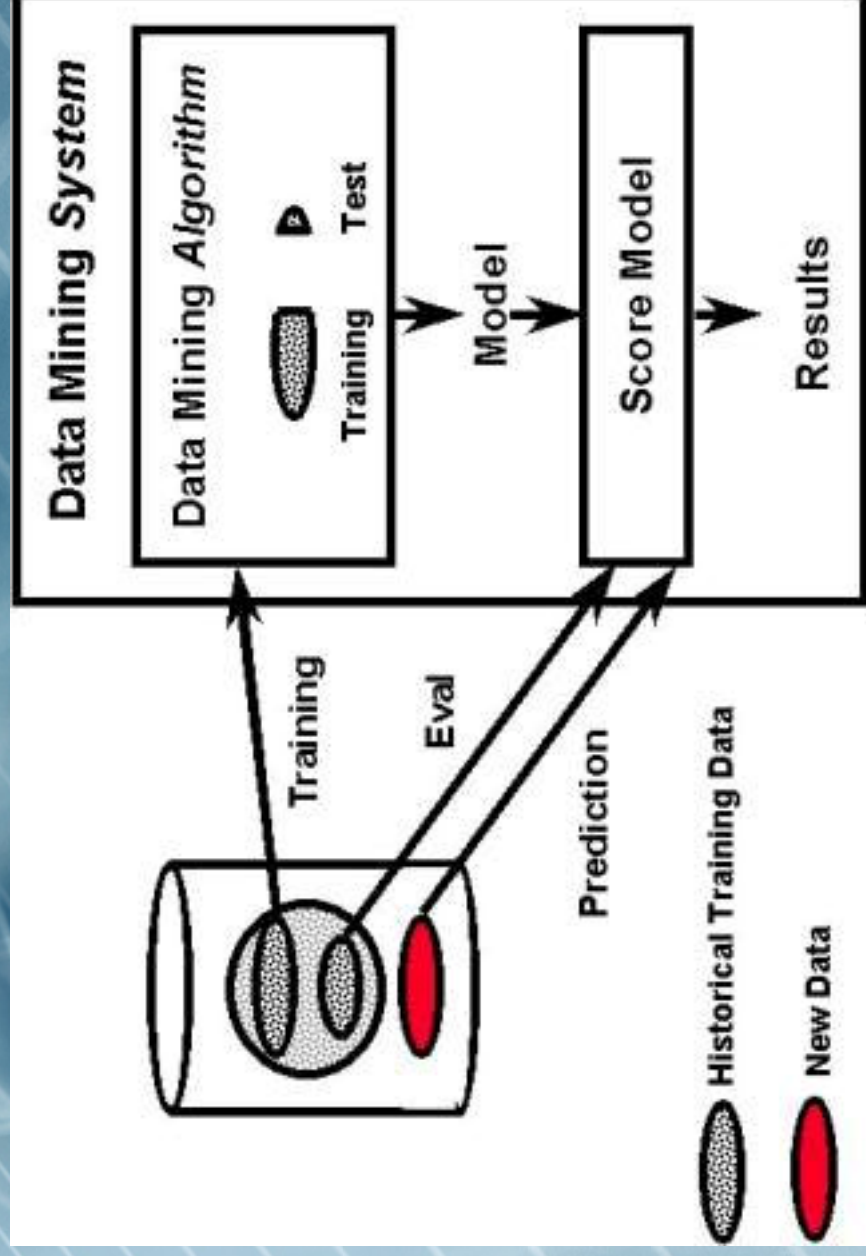
1. Database selection and preparation
 - identification of databases and factors to be explored
 - preparation includes filling in missing values and rectifying errors
2. Cluster and feature analysis
 - database groups are divided using clustering techniques
 - more detailed feature analysis to find the main factors

Data Mining

3. Tool selection
 - How many examples? How much processing? What are outputs? Simplicity of update?
4. Hypothesis testing and knowledge discovery
 - hypotheses are formed and tested (top down)
 - new relationships are discovered (bottom up)
 - what-if analyses may be performed
5. Knowledge application
 - tested rules created from the discovery process can be directly added to either procedural code or into a knowledge-based system.





Data Mining

- Data mining process:



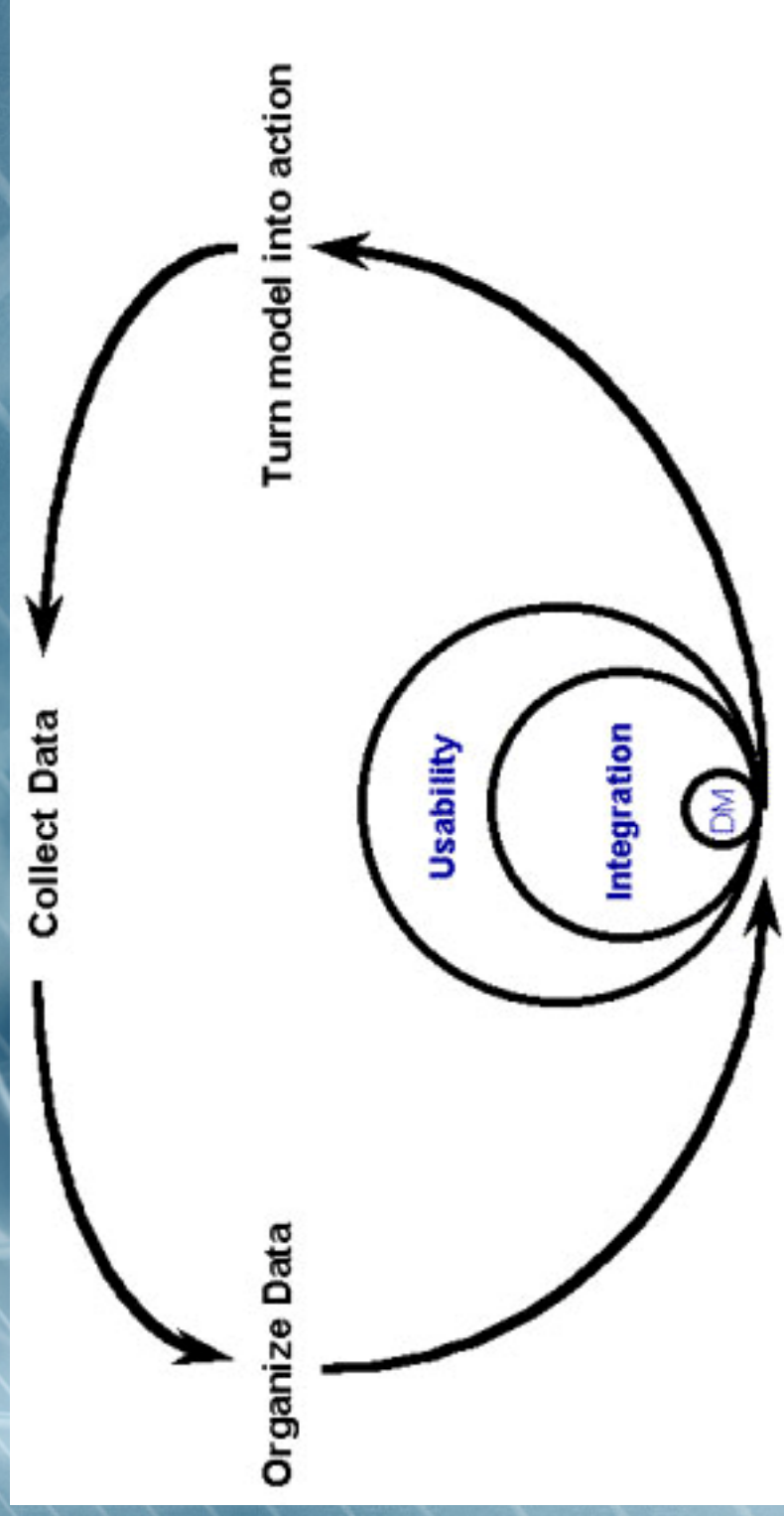
Data Mining

Techniques for DM:

- Visualization  □ colored 2-D – 4-D representation
- Statistics
 - clustering  □ Choice for initial analysis
 - factor analysis Identification predictive factors
 - prediction
- Induction  □ Reasoning from specific facts to reach a hypothesis
- Decision tree
- Neural Networks  □ Multilayered network architectures that learn how to solve a problem
 - unsupervised
 - supervised

Data Mining

- Data mining process:



Business Intelligence

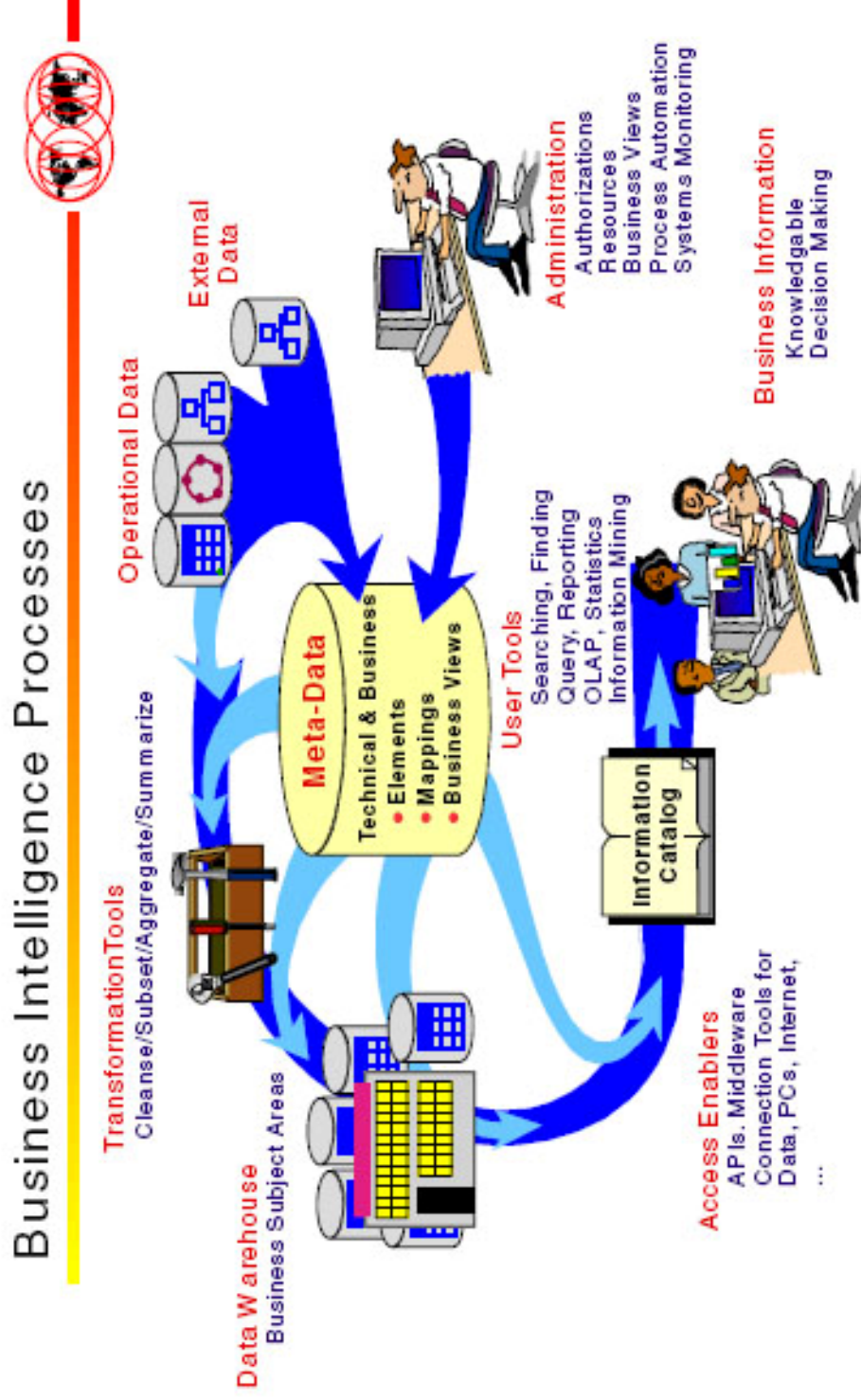
- Business intelligence (BI) - the processes and technologies used for collecting, managing, and reporting decision-oriented data.
- The business intelligence architecture is:
 - a subset of the overall IT architecture
 - an umbrella term for an enterprise-wide set of systems, applications, and governance processes
 - sophisticated analytics, by allowing data and analyses to flow to those who need them, when they need them.

Business Intelligence

- BI architecture in six elements:
 1. Data management
 2. Transformation tools and processes
 3. Repositories of data and metadata
 4. Applications and other software tools for analysis.
 5. Presentation tools and applications
 6. Operational processes (security, error handling, archiving and privacy)

Business Intelligence

BI processes:



Business Intelligence

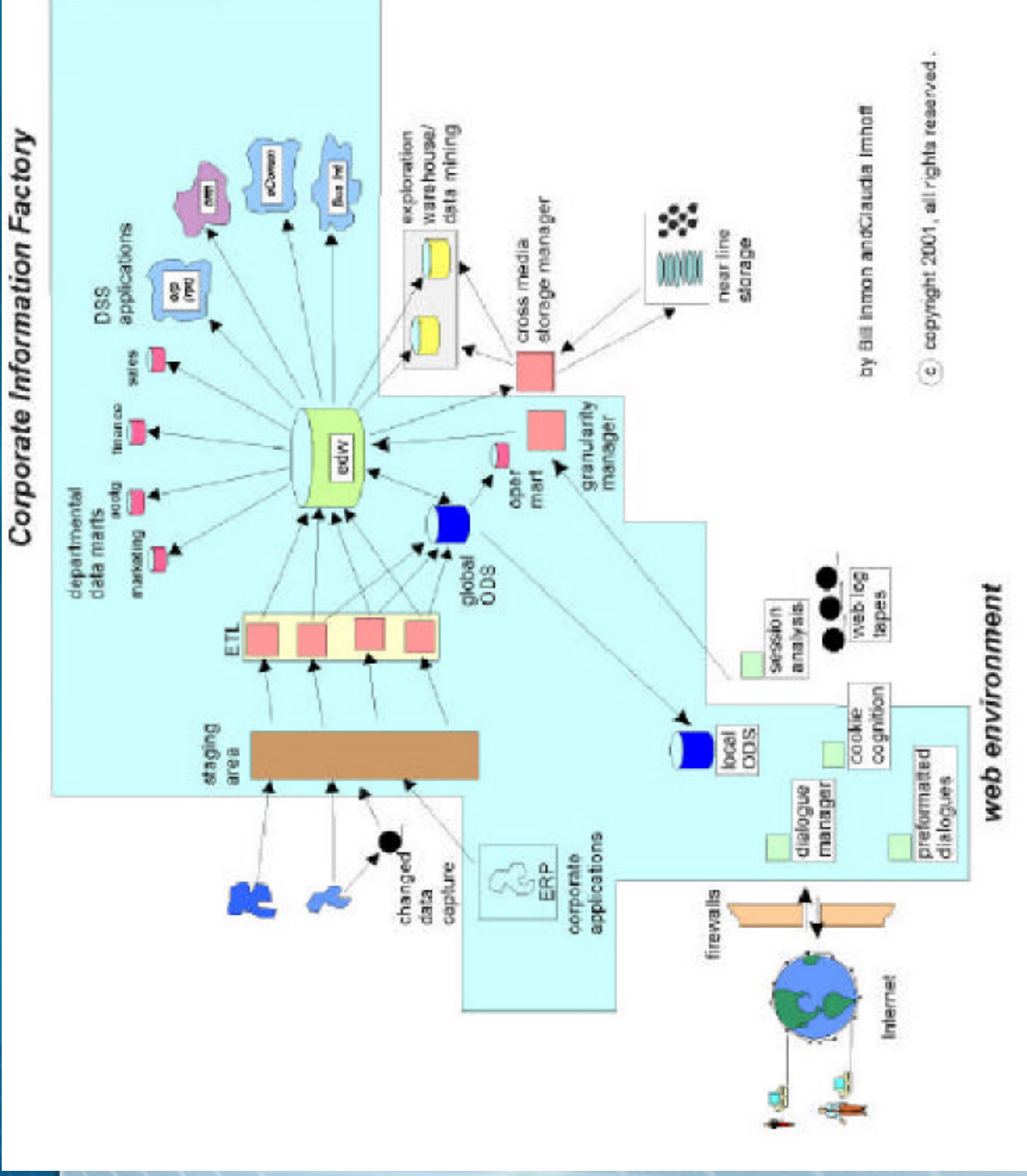
BI processes and tasks can be summarized as:

- Understand the business problem to be addressed
- Design the warehouse
- Learn how to extract source data and transform it
- Load the warehouse
- Connect users and provide them with tools and way to find the data of interest in the warehouse
- Use the data to provide business knowledge
- Administer all these processes
- Document all this information in meta-data

SAP Development

1. SAP introduced as an ERP vendor
2. SAP and multidimensional technology
 - InfoCubes – data in form suitable to analysis
3. SAP and Data Warehouses:
 - BW 1.2b - introduction of InfoCubes and Business Content
 - BW 2.0b - introduction of ODS
 - BW 2.1c - analytical components
 - BW 3.0 - enhancement of ODS into DW;
creation of analytical applications

SAP Information Factory



by Bill Inmon and Claudia Imhoff

© copyright 2001, all rights reserved.

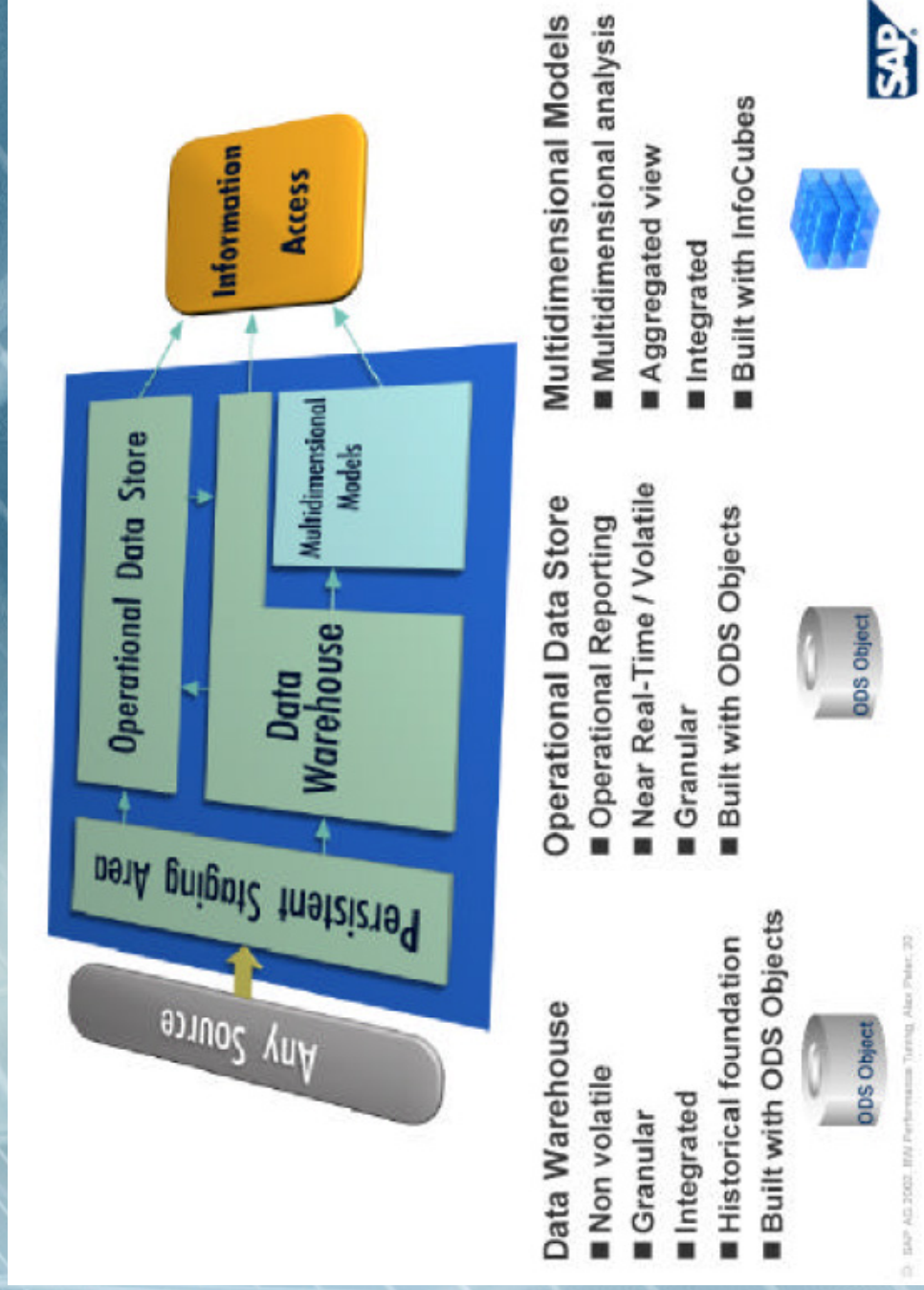
SAP Information Factory

1. SAP support of ERP
 - SAP was the worlds pioneer in this arena
 - ERP foundation gives SAP a basis for gathering and managing data
2. SAP support of data warehouse
 - first foray was with the help of an Operational Data Store
 - ODS contains granular data ODS serves as a warehouse and operates in a mode of openness
3. SAP support for data marts
 - SAP has InfoCubes
 - InfoCubes plays a robust role

SAP Information Factory

4. SAP's support of the web environment
 - mySAP.com has interfaces from the web to and from the corporate infrastructure
5. SAP support for DSS applications
 - the concept of the "cockpit" - for management with the need for up to date and a wide variety of information.
 - SAP's offering of SEM – Strategic Enterprises Management includes:
 - SEM-BIC - business information collection,
 - SEM-BPS - planning and simulation,
 - SEM-BCS - business consolidation,
 - SEM-CPM - corporate performance monitoring,
 - SEM-SRM - stakeholder relationship management

SAP



- Data Warehouse**
- Non volatile
 - Granular
 - Integrated
 - Historical foundation
 - Built with ODS Objects



- Operational Data Store**
- Operational Reporting
 - Near Real-Time / Volatile
 - Granular
 - Built with ODS Objects



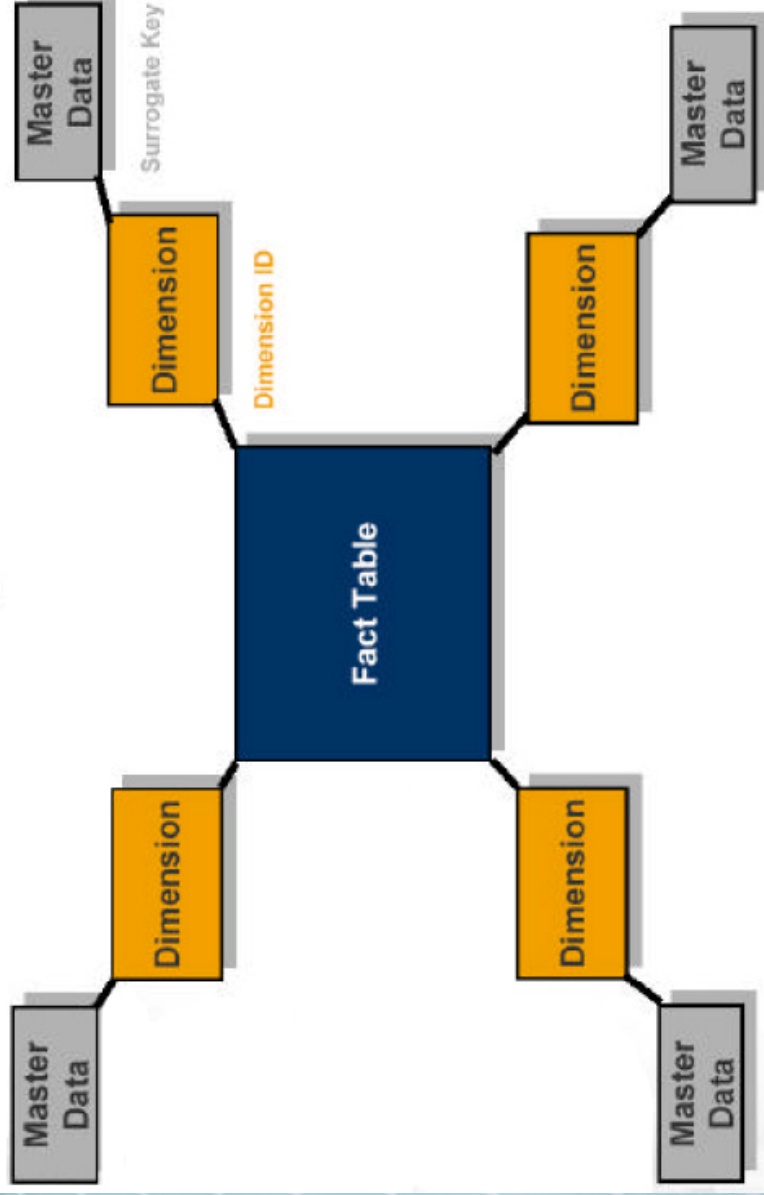
- Multidimensional Models**
- Multidimensional analysis
 - Aggregated view
 - Integrated
 - Built with InfoCubes



SAP

SAP-Extended Star Schema

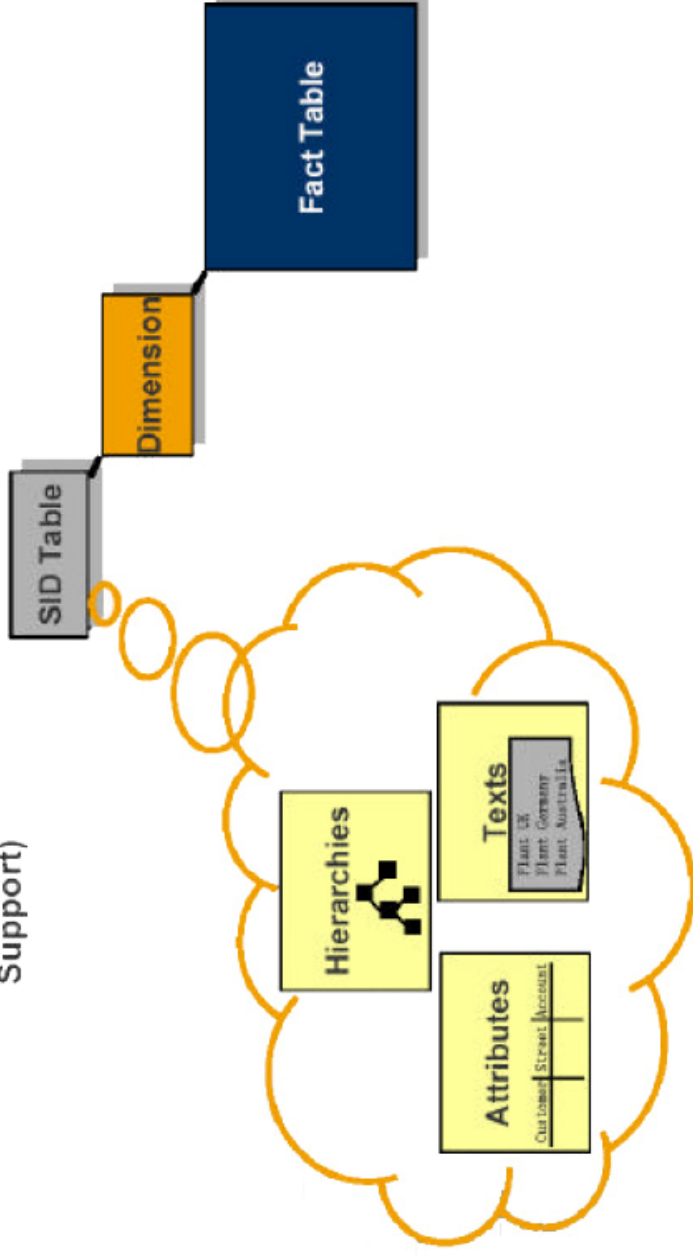
- ONE Normalization of Dimensions
- Master Data is shared, not part of the InfoCube

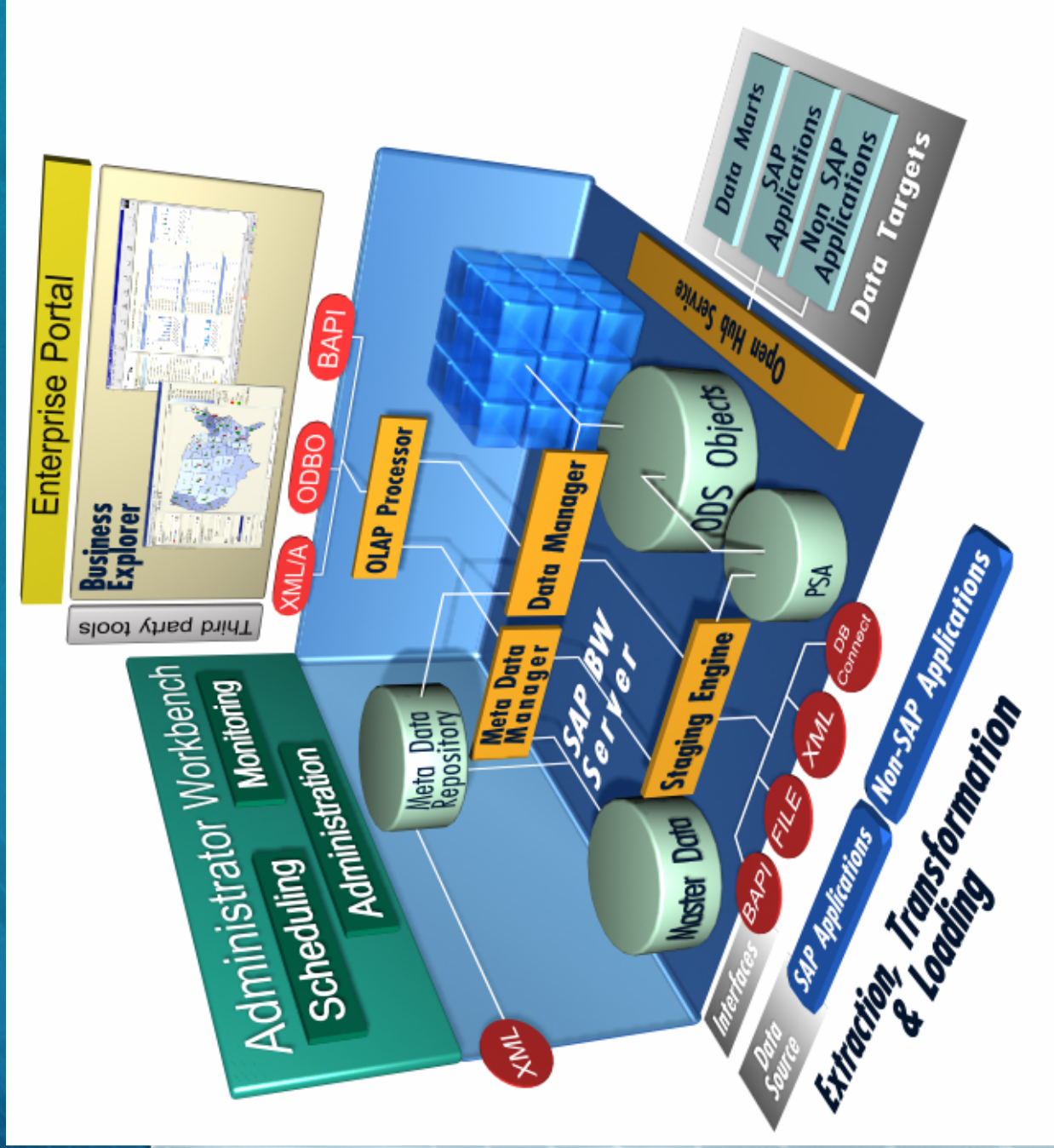


SAP

Master Data

- Hierarchies
- Attributes
- Texts (Multi-Language Support)





References

- Basics - Reporting & Analysis - Modeling & Staging - Data Mining, Helmut Krcmar SAP UCC at Technische Universität München
- Business Intelligence, Gartner Group, <http://www.gartner.com>
- Data warehouse, Wikipedia, http://en.wikipedia.org/wiki/Data_warehouse
- An Introduction to Data Mining, Kurt Thearling, www.thearling.com/SAP
- Data mining, Wikipedia, http://en.wikipedia.org/wiki/Data_mining
- Building Data Mining Applications for CRM, Alex Berson, Stephen Smith, Kurt Thearling
- The New Science of Winning Harvard Business School Press, March 2007
- The Architecture of Business Intelligence, Thomas H. Davenport and Jeanne G. Harris
- Business Intelligence Architecture on S/390, ibm.com/redbooks
- Multi-Dimensional Modeling with BI, SAP, May 2006
- BI Data Modeling and Frontend Design, SAP Community Network <https://www.sdn.sap.com/irj/sdn/>

Conclusion

Thank you for your attention

May I answer your questions?