

## 7.2 Red Black Trees

### Definition 11

A red black tree is a balanced binary search tree in which each internal node has two children. Each internal node has a colour, such that

1. The root is black.
2. All leaf nodes are black.
3. For each node, all paths to descendant leaves contain the same number of black nodes.
4. If a node is red then both its children are black.

The null-pointers in a binary search tree are replaced by pointers to special null-vertices, that do not carry any object-data

## 7.2 Red Black Trees

### Definition 11

A red black tree is a balanced binary search tree in which each internal node has two children. Each internal node has a colour, such that

1. The root is black.
2. All leaf nodes are black.
3. For each node, all paths to descendant leaves contain the same number of black nodes.
4. If a node is red then both its children are black.

The null-pointers in a binary search tree are replaced by pointers to special null-vertices, that do not carry any object-data

## 7.2 Red Black Trees

### Definition 11

A red black tree is a balanced binary search tree in which each internal node has two children. Each internal node has a colour, such that

1. The root is black.
2. All leaf nodes are black.
3. For each node, all paths to descendant leaves contain the same number of black nodes.
4. If a node is red then both its children are black.

The null-pointers in a binary search tree are replaced by pointers to special null-vertices, that do not carry any object-data

## 7.2 Red Black Trees

### Definition 11

A red black tree is a balanced binary search tree in which each internal node has two children. Each internal node has a colour, such that

1. The root is black.
2. All leaf nodes are black.
3. For each node, all paths to descendant leaves contain the same number of black nodes.
4. If a node is red then both its children are black.

The null-pointers in a binary search tree are replaced by pointers to special null-vertices, that do not carry any object-data

## 7.2 Red Black Trees

### Definition 11

A red black tree is a balanced binary search tree in which each internal node has two children. Each internal node has a colour, such that

1. The root is black.
2. All leaf nodes are black.
3. For each node, all paths to descendant leaves contain the same number of black nodes.
4. If a node is red then both its children are black.

The null-pointers in a binary search tree are replaced by pointers to special null-vertices, that do not carry any object-data

## 7.2 Red Black Trees

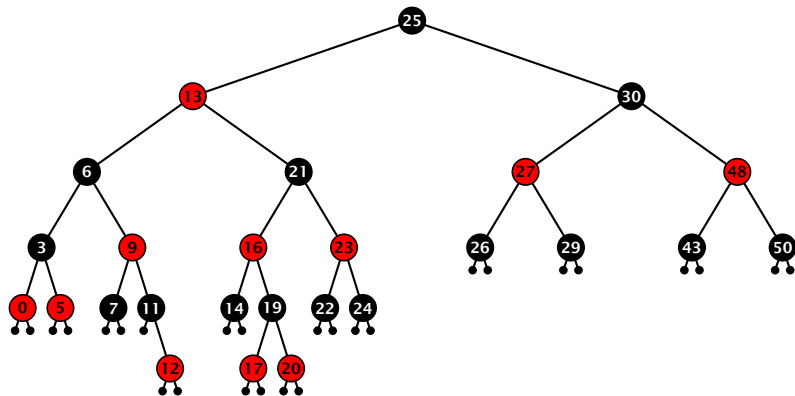
### Definition 11

A red black tree is a balanced binary search tree in which each internal node has two children. Each internal node has a colour, such that

1. The root is black.
2. All leaf nodes are black.
3. For each node, all paths to descendant leaves contain the same number of black nodes.
4. If a node is red then both its children are black.

The null-pointers in a binary search tree are replaced by pointers to special null-vertices, that do not carry any object-data

# Red Black Trees: Example



## 7.2 Red Black Trees

### Lemma 12

*A red-black tree with  $n$  internal nodes has height at most  $\mathcal{O}(\log n)$ .*

### Definition 13

The black height  $\text{bh}(v)$  of a node  $v$  in a red black tree is the number of black nodes on a path from  $v$  to a leaf vertex (not counting  $v$ ).

We first show:

### Lemma 14

*A sub-tree of black height  $\text{bh}(v)$  in a red black tree contains at least  $2^{\text{bh}(v)} - 1$  internal vertices.*



## 7.2 Red Black Trees

### Lemma 12

*A red-black tree with  $n$  internal nodes has height at most  $\mathcal{O}(\log n)$ .*

### Definition 13

The **black height**  $\text{bh}(v)$  of a node  $v$  in a red black tree is the number of black nodes on a path from  $v$  to a leaf vertex (not counting  $v$ ).

We first show:

### Lemma 14

*A sub-tree of black height  $\text{bh}(v)$  in a red black tree contains at least  $2^{\text{bh}(v)} - 1$  internal vertices.*

## 7.2 Red Black Trees

### Lemma 12

*A red-black tree with  $n$  internal nodes has height at most  $\mathcal{O}(\log n)$ .*

### Definition 13

The **black height**  $\text{bh}(v)$  of a node  $v$  in a red black tree is the number of black nodes on a path from  $v$  to a leaf vertex (not counting  $v$ ).

We first show:

### Lemma 14

*A sub-tree of black height  $\text{bh}(v)$  in a red black tree contains at least  $2^{\text{bh}(v)} - 1$  internal vertices.*

## 7.2 Red Black Trees

### Proof of Lemma 4.

Induction on the height of  $v$ .

base case ( $\text{height}(v) = 0$ )

- if  $\text{height}(v)$  (maximum distance from  $v$  and a node in the subtree rooted at  $v$ ) is 0 then  $v$  is a leaf.
- The black height of  $v$  is 0.
- The subtree rooted at  $v$  contains  $0 = 2^0 - 1$  internal nodes.

## 7.2 Red Black Trees

Proof of Lemma 4.

**Induction on the height of  $v$ .**

**base case** ( $\text{height}(v) = 0$ )

- if  $\text{height}(v)$  (maximum distance from  $v$  and a node in the subtree rooted at  $v$ ) is 0 then  $v$  is a leaf.
- The black height of  $v$  is 0.
- The subtree rooted at  $v$  contains  $0 = 2^0 - 1 = 1$  leaves.

## 7.2 Red Black Trees

Proof of Lemma 4.

**Induction on the height of  $v$ .**

**base case** ( $\text{height}(v) = 0$ )

- ▶ If  $\text{height}(v)$  (maximum distance btw.  $v$  and a node in the sub-tree rooted at  $v$ ) is 0 then  $v$  is a leaf.
- ▶ The black height of  $v$  is 0.
- ▶ The sub-tree rooted at  $v$  contains  $0 = 2^{\text{bh}(v)} - 1$  inner vertices.

## 7.2 Red Black Trees

Proof of Lemma 4.

**Induction on the height of  $v$ .**

**base case** ( $\text{height}(v) = 0$ )

- ▶ If  $\text{height}(v)$  (maximum distance btw.  $v$  and a node in the sub-tree rooted at  $v$ ) is 0 then  $v$  is a leaf.
- ▶ The black height of  $v$  is 0.
- ▶ The sub-tree rooted at  $v$  contains  $0 = 2^{\text{bh}(v)} - 1$  inner vertices.

## 7.2 Red Black Trees

### Proof of Lemma 4.

#### Induction on the height of $v$ .

##### base case ( $\text{height}(v) = 0$ )

- ▶ If  $\text{height}(v)$  (maximum distance btw.  $v$  and a node in the sub-tree rooted at  $v$ ) is 0 then  $v$  is a leaf.
- ▶ The black height of  $v$  is 0.
- ▶ The sub-tree rooted at  $v$  contains  $0 = 2^{\text{bh}(v)} - 1$  inner vertices.

## 7.2 Red Black Trees

### Proof (cont.)

#### induction step

- Suppose  $v$  is a node with height  $|v| > 0$ .
- $v$  has two children with strictly smaller height.
- These children ( $v_l, v_r$ ) either have  $bal(v_l) = bal(v_r) = 0$  or  $bal(v_l) = bal(v_r) = \pm 1$ .
- By induction hypothesis both subtrees contain at least  $\lfloor 2^{h-1} \rfloor$  internal nodes.
- Thus  $T_v$  contains at least  $2 \lfloor 2^{h-1} \rfloor + 1 = 2^{h-1} + 1$  nodes.





## 7.2 Red Black Trees

### Proof (cont.)

#### induction step

- ▶ Suppose  $v$  is a node with  $\text{height}(v) > 0$ .
- ▶  $v$  has two children with strictly smaller height.
- ▶ These children ( $c_1, c_2$ ) either have  $\text{bh}(c_i) = \text{bh}(v)$  or  $\text{bh}(c_i) = \text{bh}(v) - 1$ .
- ▶ By induction hypothesis both sub-trees contain at least  $2^{\text{bh}(v)-1} - 1$  internal vertices.
- ▶ Then  $T_v$  contains at least  $2(2^{\text{bh}(v)-1} - 1) + 1 \geq 2^{\text{bh}(v)} - 1$  vertices.



## 7.2 Red Black Trees

### Proof (cont.)

#### induction step

- ▶ Suppose  $v$  is a node with  $\text{height}(v) > 0$ .
- ▶  $v$  has **two** children with strictly smaller height.
- ▶ These children ( $c_1, c_2$ ) either have  $\text{bh}(c_i) = \text{bh}(v)$  or  $\text{bh}(c_i) = \text{bh}(v) - 1$ .
- ▶ By induction hypothesis both sub-trees contain at least  $2^{\text{bh}(v)-1} - 1$  internal vertices.
- ▶ Then  $T_v$  contains at least  $2(2^{\text{bh}(v)-1} - 1) + 1 \geq 2^{\text{bh}(v)} - 1$  vertices.



## 7.2 Red Black Trees

### Proof (cont.)

#### induction step

- ▶ Suppose  $v$  is a node with  $\text{height}(v) > 0$ .
- ▶  $v$  has **two** children with strictly smaller height.
- ▶ These children ( $c_1, c_2$ ) either have  $\text{bh}(c_i) = \text{bh}(v)$  or  $\text{bh}(c_i) = \text{bh}(v) - 1$ .
- ▶ By induction hypothesis both sub-trees contain at least  $2^{\text{bh}(v)-1} - 1$  internal vertices.
- ▶ Then  $T_v$  contains at least  $2(2^{\text{bh}(v)-1} - 1) + 1 \geq 2^{\text{bh}(v)} - 1$  vertices.



## 7.2 Red Black Trees

### Proof (cont.)

#### induction step

- ▶ Suppose  $v$  is a node with  $\text{height}(v) > 0$ .
- ▶  $v$  has **two** children with strictly smaller height.
- ▶ These children ( $c_1, c_2$ ) either have  $\text{bh}(c_i) = \text{bh}(v)$  or  $\text{bh}(c_i) = \text{bh}(v) - 1$ .
- ▶ By induction hypothesis both sub-trees contain at least  $2^{\text{bh}(v)-1} - 1$  internal vertices.
- ▶ Then  $T_v$  contains at least  $2(2^{\text{bh}(v)-1} - 1) + 1 \geq 2^{\text{bh}(v)} - 1$  vertices.



## 7.2 Red Black Trees

### Proof (cont.)

#### induction step

- ▶ Suppose  $v$  is a node with  $\text{height}(v) > 0$ .
- ▶  $v$  has **two** children with strictly smaller height.
- ▶ These children ( $c_1, c_2$ ) either have  $\text{bh}(c_i) = \text{bh}(v)$  or  $\text{bh}(c_i) = \text{bh}(v) - 1$ .
- ▶ By induction hypothesis both sub-trees contain at least  $2^{\text{bh}(v)-1} - 1$  internal vertices.
- ▶ Then  $T_v$  contains at least  $2(2^{\text{bh}(v)-1} - 1) + 1 \geq 2^{\text{bh}(v)} - 1$  vertices.



## 7.2 Red Black Trees

### Proof of Lemma 12.

Let  $h$  denote the height of the red-black tree, and let  $p$  denote a path from the root to the furthest leaf.

At least half of the nodes on  $p$  must be black, since a red node must be followed by a black node.

Hence, the black height of the root is at least  $h/2$ .

The tree contains at least  $2^{h/2} - 1$  internal vertices. Hence,  
 $2^{h/2} - 1 \geq n$ .

Hence,  $h \leq 2 \log n + 1 = \mathcal{O}(\log n)$ . □

## 7.2 Red Black Trees

### Proof of Lemma 12.

Let  $h$  denote the height of the red-black tree, and let  $p$  denote a path from the root to the furthest leaf.

At least half of the nodes on  $p$  must be black, since a red node must be followed by a black node.

Hence, the black height of the root is at least  $h/2$ .

The tree contains at least  $2^{h/2} - 1$  internal vertices. Hence,  
 $2^{h/2} - 1 \geq n$ .

Hence,  $h \leq 2 \log n + 1 = \mathcal{O}(\log n)$ . □

## 7.2 Red Black Trees

### Proof of Lemma 12.

Let  $h$  denote the height of the red-black tree, and let  $p$  denote a path from the root to the furthest leaf.

At least half of the nodes on  $p$  must be black, since a red node must be followed by a black node.

Hence, the black height of the root is at least  $h/2$ .

The tree contains at least  $2^{h/2} - 1$  internal vertices. Hence,  
 $2^{h/2} - 1 \geq n$ .

Hence,  $h \leq 2 \log n + 1 = \mathcal{O}(\log n)$ . □



## 7.2 Red Black Trees

### Proof of Lemma 12.

Let  $h$  denote the height of the red-black tree, and let  $p$  denote a path from the root to the furthest leaf.

At least half of the nodes on  $p$  must be black, since a red node must be followed by a black node.

Hence, the black height of the root is at least  $h/2$ .

The tree contains at least  $2^{h/2} - 1$  internal vertices. Hence,  
 $2^{h/2} - 1 \geq n$ .

Hence,  $h \leq 2 \log n + 1 = \mathcal{O}(\log n)$ . □

## 7.2 Red Black Trees

### Proof of Lemma 12.

Let  $h$  denote the height of the red-black tree, and let  $p$  denote a path from the root to the furthest leaf.

At least half of the nodes on  $p$  must be black, since a red node must be followed by a black node.

Hence, the black height of the root is at least  $h/2$ .

The tree contains at least  $2^{h/2} - 1$  internal vertices. Hence,  
 $2^{h/2} - 1 \geq n$ .

Hence,  $h \leq 2 \log n + 1 = \mathcal{O}(\log n)$ . □

## 7.2 Red Black Trees

### Proof of Lemma 12.

Let  $h$  denote the height of the red-black tree, and let  $p$  denote a path from the root to the furthest leaf.

At least half of the nodes on  $p$  must be black, since a red node must be followed by a black node.

Hence, the black height of the root is at least  $h/2$ .

The tree contains at least  $2^{h/2} - 1$  internal vertices. Hence,  
 $2^{h/2} - 1 \geq n$ .

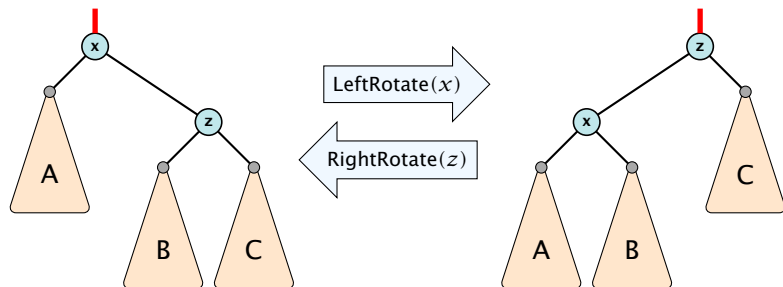
Hence,  $h \leq 2 \log n + 1 = \mathcal{O}(\log n)$ . □

## 7.2 Red Black Trees

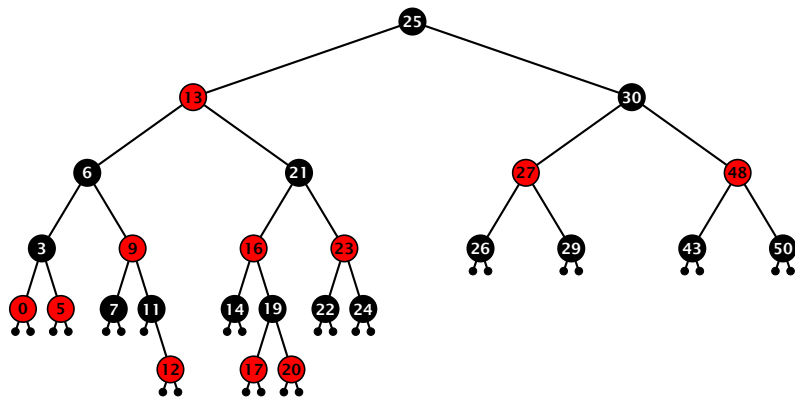
We need to adapt the insert and delete operations so that the red black properties are maintained.

# Rotations

The properties will be maintained through rotations:



# Red Black Trees: Insert

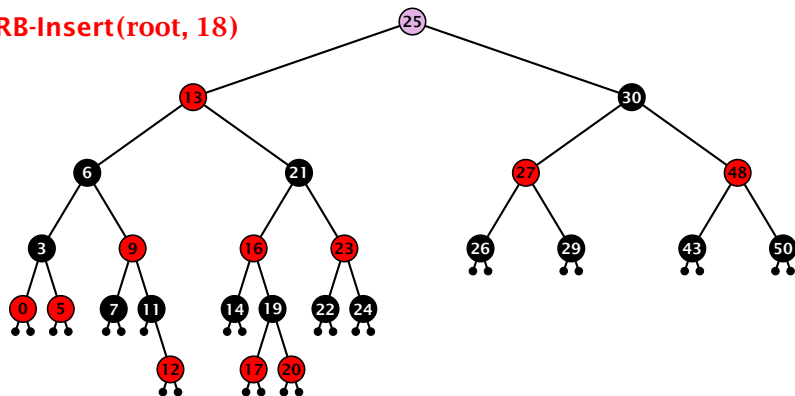


## Insert:

- ▶ first make a normal insert into a binary search tree
- ▶ then fix red-black properties

# Red Black Trees: Insert

RB-Insert(root, 18)

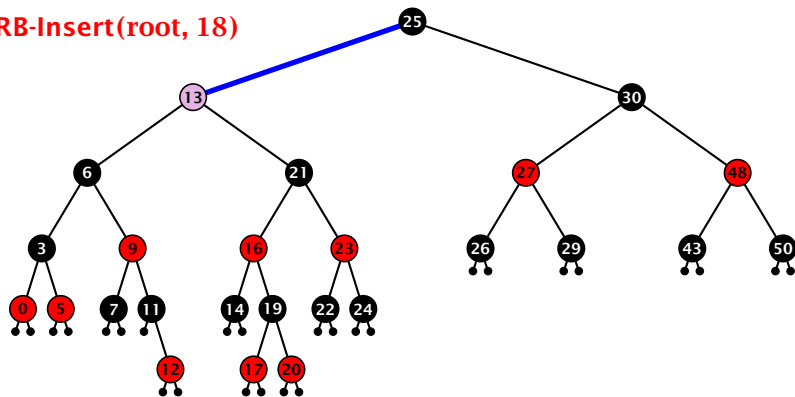


**Insert:**

- ▶ first make a normal insert into a binary search tree
- ▶ then fix red-black properties

# Red Black Trees: Insert

RB-Insert(root, 18)



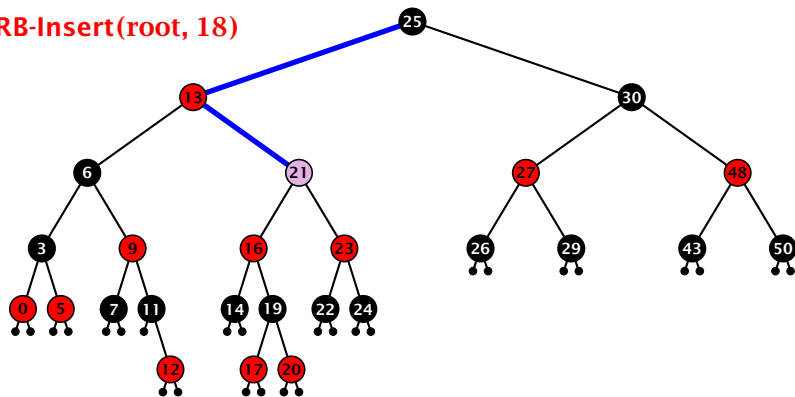
Insert:

- ▶ first make a normal insert into a binary search tree
- ▶ then fix red-black properties



# Red Black Trees: Insert

RB-Insert(root, 18)

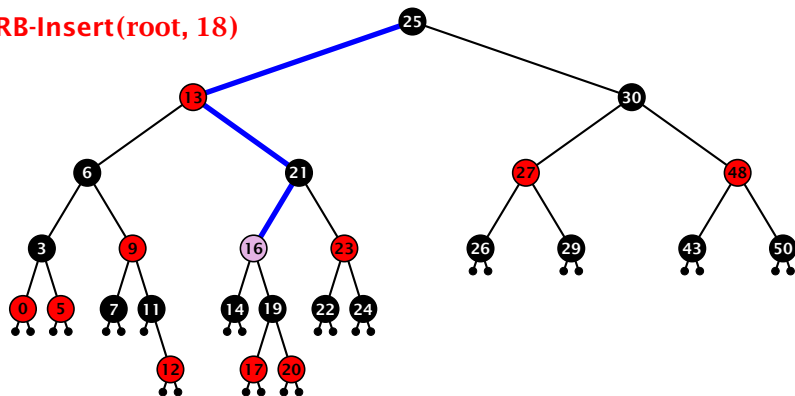


Insert:

- ▶ first make a normal insert into a binary search tree
- ▶ then fix red-black properties

# Red Black Trees: Insert

RB-Insert(root, 18)

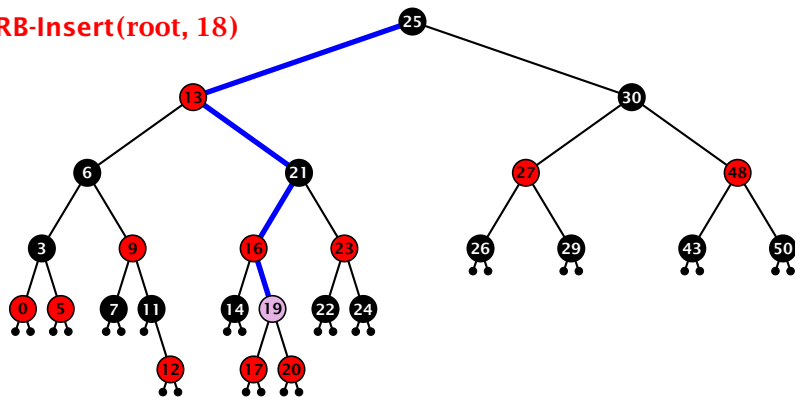


Insert:

- ▶ first make a normal insert into a binary search tree
- ▶ then fix red-black properties

# Red Black Trees: Insert

RB-Insert(root, 18)

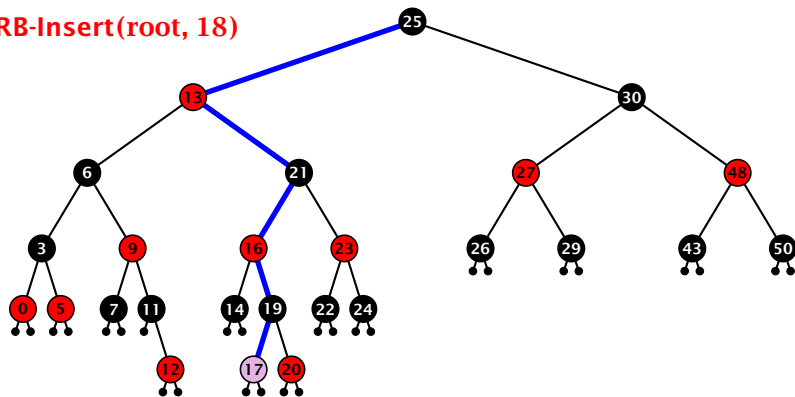


Insert:

- ▶ first make a normal insert into a binary search tree
- ▶ then fix red-black properties

# Red Black Trees: Insert

RB-Insert(root, 18)

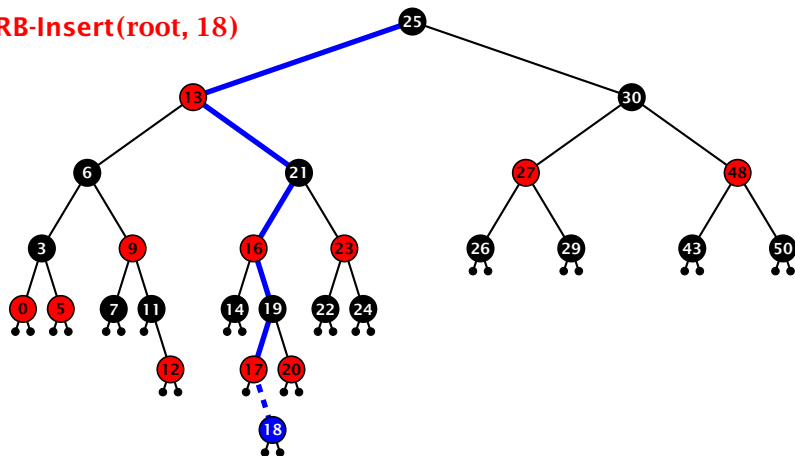


Insert:

- ▶ first make a normal insert into a binary search tree
- ▶ then fix red-black properties

# Red Black Trees: Insert

RB-Insert(root, 18)

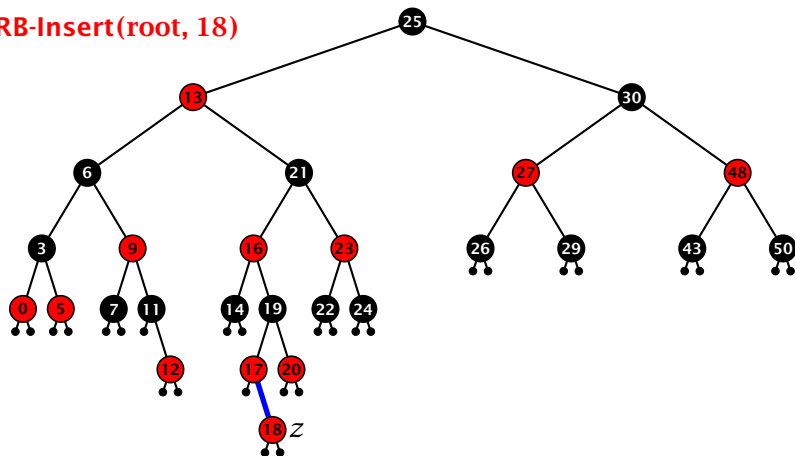


Insert:

- ▶ first make a normal insert into a binary search tree
- ▶ then fix red-black properties

# Red Black Trees: Insert

RB-Insert(root, 18)



Insert:

- ▶ first make a normal insert into a binary search tree
- ▶ then fix red-black properties

# Red Black Trees: Insert

## Invariant of the fix-up algorithm:

- ▶  $z$  is a red node
- ▶ the black-height property is fulfilled at every node
- ▶ the only violation of red-black properties occurs at  $z$  and  $\text{parent}[z]$ 
  - either both of them are red (most important case)
  - or the parent does not exist (violation does not need to be fixed)

If  $z$  has a parent but no grand-parent we could simply color the parent/root black; however this case never happens.

# Red Black Trees: Insert

## Invariant of the fix-up algorithm:

- ▶  $z$  is a red node
- ▶ the black-height property is fulfilled at every node
- ▶ the only violation of red-black properties occurs at  $z$  and  $\text{parent}[z]$

(either both of them are red

or both are black, important case)

(if the parent is red, not color

violations since root must be black)

If  $z$  has a parent but no grand-parent we could simply color the parent/root black; however this case never happens.



# Red Black Trees: Insert

## Invariant of the fix-up algorithm:

- ▶  $z$  is a red node
- ▶ the black-height property is fulfilled at every node
- ▶ the only violation of red-black properties occurs at  $z$  and  $\text{parent}[z]$ 
  - ▶ either both of them are red  
(most important case)
  - ▶ or the parent does not exist  
(violation since root must be black)

If  $z$  has a parent but no grand-parent we could simply color the parent/root black; however this case never happens.

# Red Black Trees: Insert

## Invariant of the fix-up algorithm:

- ▶  $z$  is a red node
- ▶ the black-height property is fulfilled at every node
- ▶ the only violation of red-black properties occurs at  $z$  and  $\text{parent}[z]$ 
  - ▶ either both of them are red (most important case)
  - ▶ or the parent does not exist (violation since root must be black)

If  $z$  has a parent but no grand-parent we could simply color the parent/root black; however this case never happens.

# Red Black Trees: Insert

## Invariant of the fix-up algorithm:

- ▶  $z$  is a red node
- ▶ the black-height property is fulfilled at every node
- ▶ the only violation of red-black properties occurs at  $z$  and  $\text{parent}[z]$ 
  - ▶ either both of them are red (most important case)
  - ▶ or the parent does not exist (violation since root must be black)

If  $z$  has a parent but no grand-parent we could simply color the parent/root black; however this case never happens.

# Red Black Trees: Insert

## Invariant of the fix-up algorithm:

- ▶  $z$  is a red node
- ▶ the black-height property is fulfilled at every node
- ▶ the only violation of red-black properties occurs at  $z$  and  $\text{parent}[z]$ 
  - ▶ either both of them are red  
(most important case)
  - ▶ or the parent does not exist  
(violation since root must be black)

If  $z$  has a parent but no grand-parent we could simply color the parent/root black; however this case never happens.

# Red Black Trees: Insert

## Algorithm 10 InsertFix( $z$ )

```
1: while parent[ $z$ ]  $\neq$  null and col[parent[ $z$ ]] = red do
2:   if parent[ $z$ ] = left[gp[ $z$ ]] then
3:     uncle  $\leftarrow$  right[grandparent[ $z$ ]]
4:     if col[uncle] = red then
5:       col[p[ $z$ ]]  $\leftarrow$  black; col[u]  $\leftarrow$  black;
6:       col[gp[ $z$ ]]  $\leftarrow$  red;  $z \leftarrow$  grandparent[ $z$ ];
7:     else
8:       if  $z$  = right[parent[ $z$ ]] then
9:          $z \leftarrow$  p[ $z$ ]; LeftRotate( $z$ );
10:      col[p[ $z$ ]]  $\leftarrow$  black; col[gp[ $z$ ]]  $\leftarrow$  red;
11:      RightRotate(gp[ $z$ ]);
12:     else same as then-clause but right and left exchanged
13: col(root[ $T$ ])  $\leftarrow$  black;
```

# Red Black Trees: Insert

## Algorithm 10 InsertFix( $z$ )

```
1: while parent[ $z$ ]  $\neq$  null and col[parent[ $z$ ]] = red do
2:   if parent[ $z$ ] = left[gp[ $z$ ]] then  $z$  in left subtree of grandparent
3:      $uncle \leftarrow$  right[grandparent[ $z$ ]]
4:     if col[ $uncle$ ] = red then
5:       col[p[ $z$ ]]  $\leftarrow$  black; col[ $u$ ]  $\leftarrow$  black;
6:       col[gp[ $z$ ]]  $\leftarrow$  red;  $z \leftarrow$  grandparent[ $z$ ];
7:     else
8:       if  $z$  = right[parent[ $z$ ]] then
9:          $z \leftarrow$  p[ $z$ ]; LeftRotate( $z$ );
10:      col[p[ $z$ ]]  $\leftarrow$  black; col[gp[ $z$ ]]  $\leftarrow$  red;
11:      RightRotate(gp[ $z$ ]);
12:     else same as then-clause but right and left exchanged
13: col(root[ $T$ ])  $\leftarrow$  black;
```

# Red Black Trees: Insert

## Algorithm 10 InsertFix( $z$ )

```
1: while parent[ $z$ ]  $\neq$  null and col[parent[ $z$ ]] = red do
2:   if parent[ $z$ ] = left[gp[ $z$ ]] then
3:     uncle  $\leftarrow$  right[grandparent[ $z$ ]]
4:     if col[uncle] = red then Case 1: uncle red
5:       col[p[ $z$ ]]  $\leftarrow$  black; col[u]  $\leftarrow$  black;
6:       col[gp[ $z$ ]]  $\leftarrow$  red;  $z$   $\leftarrow$  grandparent[ $z$ ];
7:     else
8:       if  $z$  = right[parent[ $z$ ]] then
9:          $z$   $\leftarrow$  p[ $z$ ]; LeftRotate( $z$ );
10:      col[p[ $z$ ]]  $\leftarrow$  black; col[gp[ $z$ ]]  $\leftarrow$  red;
11:      RightRotate(gp[ $z$ ]);
12:     else same as then-clause but right and left exchanged
13: col(root[ $T$ ])  $\leftarrow$  black;
```

# Red Black Trees: Insert

## Algorithm 10 InsertFix( $z$ )

```
1: while parent[ $z$ ]  $\neq$  null and col[parent[ $z$ ]] = red do
2:   if parent[ $z$ ] = left[gp[ $z$ ]] then
3:     uncle  $\leftarrow$  right[grandparent[ $z$ ]]
4:     if col[uncle] = red then
5:       col[p[ $z$ ]]  $\leftarrow$  black; col[u]  $\leftarrow$  black;
6:       col[gp[ $z$ ]]  $\leftarrow$  red;  $z \leftarrow$  grandparent[ $z$ ];
7:   else Case 2: uncle black
8:     if  $z$  = right[parent[ $z$ ]] then
9:        $z \leftarrow$  p[ $z$ ]; LeftRotate( $z$ );
10:    col[p[ $z$ ]]  $\leftarrow$  black; col[gp[ $z$ ]]  $\leftarrow$  red;
11:    RightRotate(gp[ $z$ ]);
12:   else same as then-clause but right and left exchanged
13: col(root[ $T$ ])  $\leftarrow$  black;
```



# Red Black Trees: Insert

## Algorithm 10 InsertFix( $z$ )

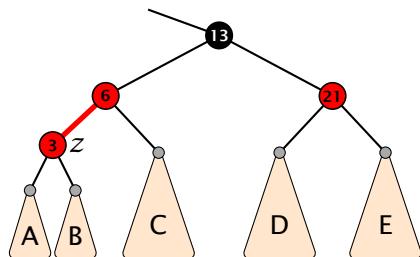
```
1: while parent[ $z$ ]  $\neq$  null and col[parent[ $z$ ]] = red do
2:   if parent[ $z$ ] = left[gp[ $z$ ]] then
3:      $uncle \leftarrow$  right[grandparent[ $z$ ]]
4:     if col[ $uncle$ ] = red then
5:       col[p[ $z$ ]]  $\leftarrow$  black; col[ $u$ ]  $\leftarrow$  black;
6:       col[gp[ $z$ ]]  $\leftarrow$  red;  $z \leftarrow$  grandparent[ $z$ ];
7:     else
8:       if  $z$  = right[parent[ $z$ ]] then 2a:  $z$  right child
9:          $z \leftarrow$  p[ $z$ ]; LeftRotate( $z$ );
10:        col[p[ $z$ ]]  $\leftarrow$  black; col[gp[ $z$ ]]  $\leftarrow$  red;
11:        RightRotate(gp[ $z$ ]);
12:       else same as then-clause but right and left exchanged
13: col(root[ $T$ ])  $\leftarrow$  black;
```

# Red Black Trees: Insert

## Algorithm 10 InsertFix( $z$ )

```
1: while parent[ $z$ ]  $\neq$  null and col[parent[ $z$ ]] = red do
2:   if parent[ $z$ ] = left[gp[ $z$ ]] then
3:     uncle  $\leftarrow$  right[grandparent[ $z$ ]]
4:     if col[uncle] = red then
5:       col[p[ $z$ ]]  $\leftarrow$  black; col[u]  $\leftarrow$  black;
6:       col[gp[ $z$ ]]  $\leftarrow$  red;  $z \leftarrow$  grandparent[ $z$ ];
7:     else
8:       if  $z$  = right[parent[ $z$ ]] then
9:          $z \leftarrow$  p[ $z$ ]; LeftRotate( $z$ );
10:      col[p[ $z$ ]]  $\leftarrow$  black; col[gp[ $z$ ]]  $\leftarrow$  red; 2b:  $z$  left child
11:      RightRotate(gp[ $z$ ]);
12:   else same as then-clause but right and left exchanged
13: col(root[ $T$ ])  $\leftarrow$  black;
```

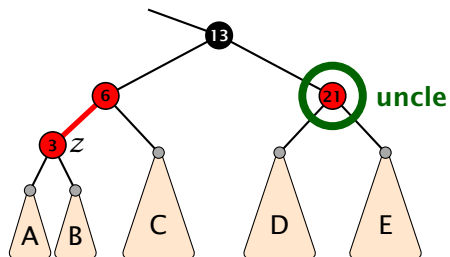
## Case 1: Red Uncle



1. recolour
2. move z to grand-parent
3. invariant is fulfilled for new z
4. you made progress



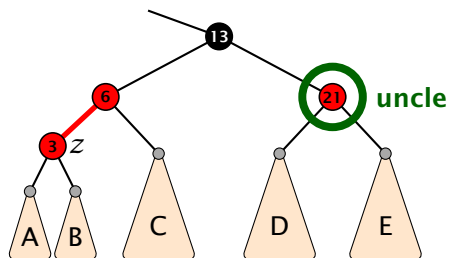
## Case 1: Red Uncle



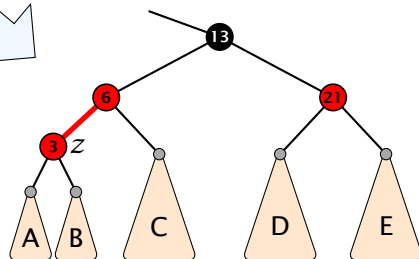
1. recolour
2. move z to grand-parent
3. invariant is fulfilled for new z
4. you made progress



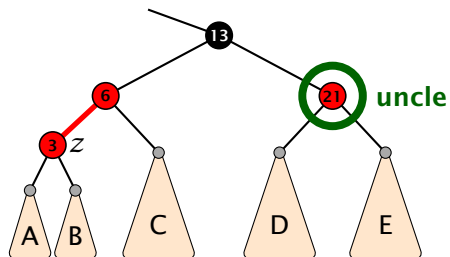
## Case 1: Red Uncle



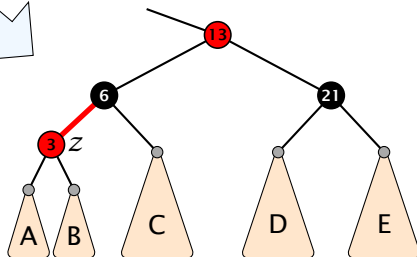
1. recolour
2. move z to grand-parent
3. invariant is fulfilled for new z
4. you made progress



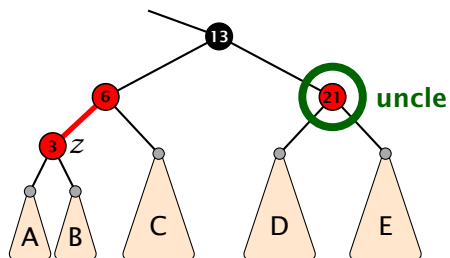
## Case 1: Red Uncle



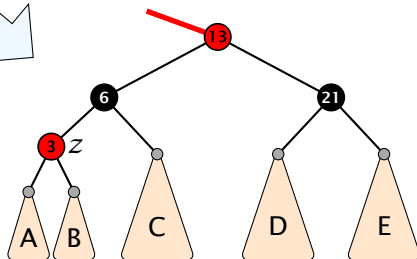
1. recolour
2. move z to grand-parent
3. invariant is fulfilled for new z
4. you made progress



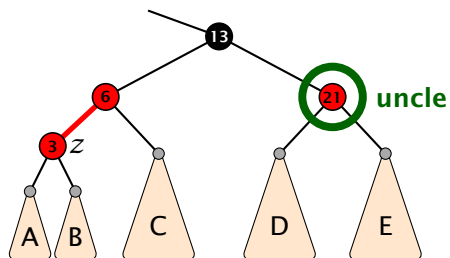
## Case 1: Red Uncle



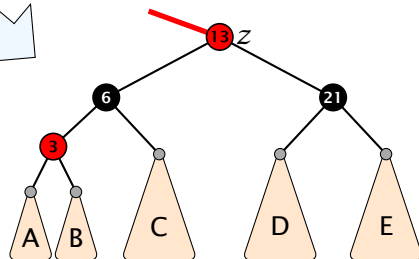
1. recolour
2. move z to grand-parent
3. invariant is fulfilled for new z
4. you made progress



## Case 1: Red Uncle

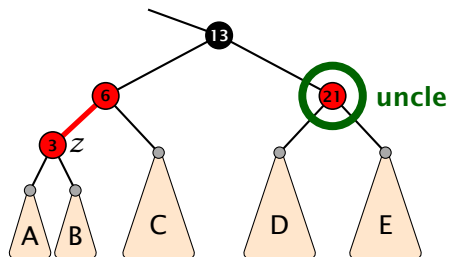


1. recolour
2. move z to grand-parent
3. invariant is fulfilled for new z
4. you made progress

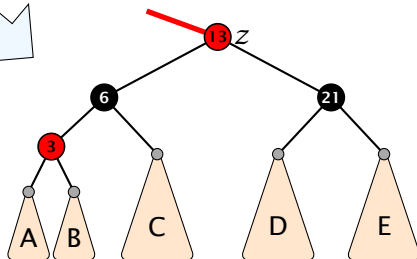




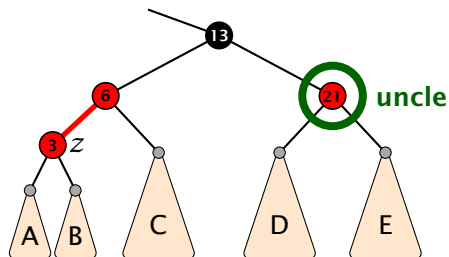
## Case 1: Red Uncle



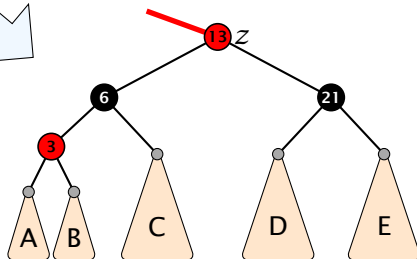
1. recolour
2. move  $z$  to grand-parent
3. invariant is fulfilled for new  $z$
4. you made progress



## Case 1: Red Uncle

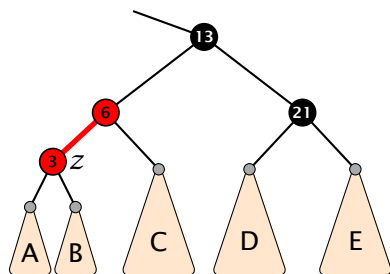


1. recolour
2. move  $z$  to grand-parent
3. invariant is fulfilled for new  $z$
4. you made progress



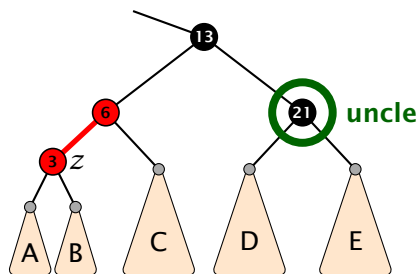
## Case 2b: Black uncle and $z$ is left child

1. rotate around grandparent
2. re-colour to ensure that black height property holds
3. you have a red black tree



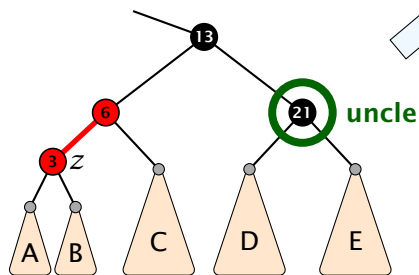
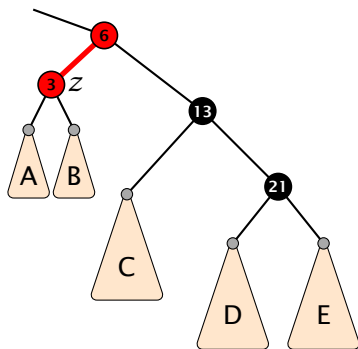
## Case 2b: Black uncle and $z$ is left child

1. rotate around grandparent
2. re-colour to ensure that black height property holds
3. you have a red black tree



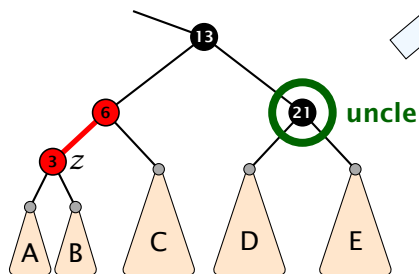
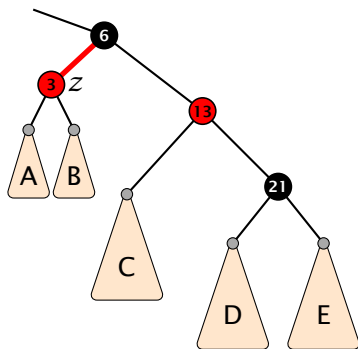
## Case 2b: Black uncle and $z$ is left child

1. rotate around grandparent
2. re-colour to ensure that black height property holds
3. you have a red black tree



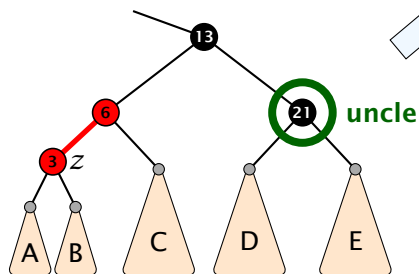
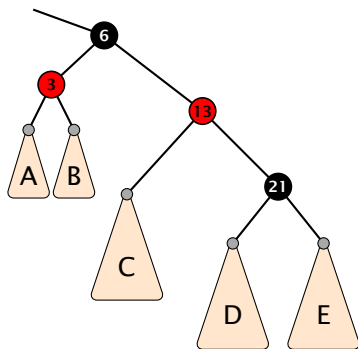
## Case 2b: Black uncle and $z$ is left child

1. rotate around grandparent
2. re-colour to ensure that black height property holds
3. you have a red black tree



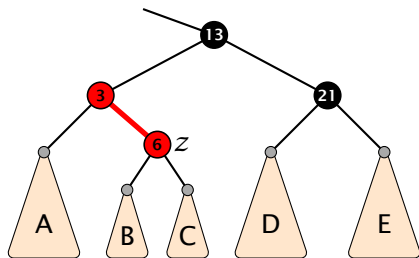
## Case 2b: Black uncle and $z$ is left child

1. rotate around grandparent
2. re-colour to ensure that black height property holds
3. you have a red black tree



## Case 2a: Black uncle and $z$ is right child

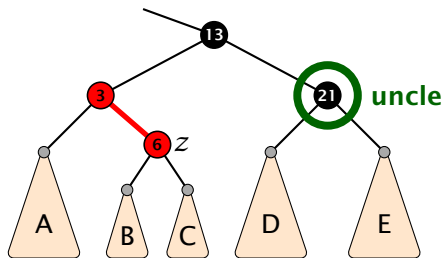
1. rotate around parent
2. move  $z$  downwards
3. you have case 2b.





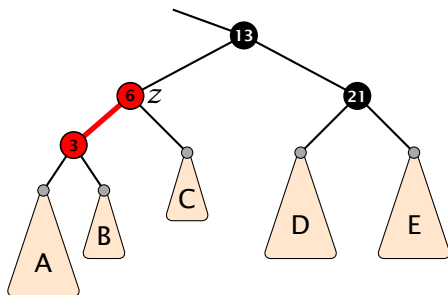
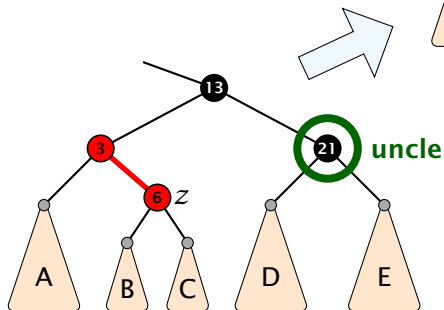
## Case 2a: Black uncle and $z$ is right child

1. rotate around parent
2. move  $z$  downwards
3. you have case 2b.



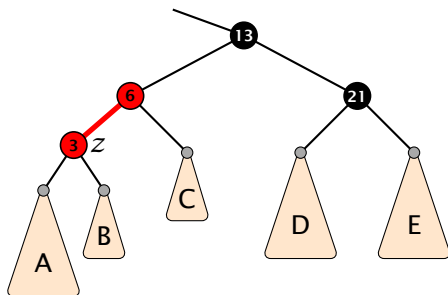
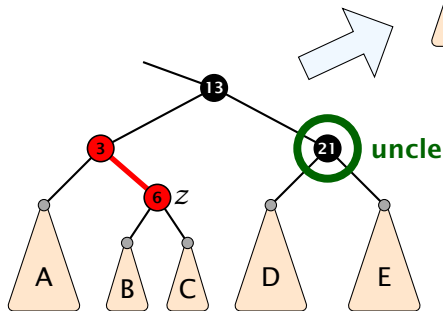
## Case 2a: Black uncle and $z$ is right child

1. rotate around parent
2. move  $z$  downwards
3. you have case 2b.



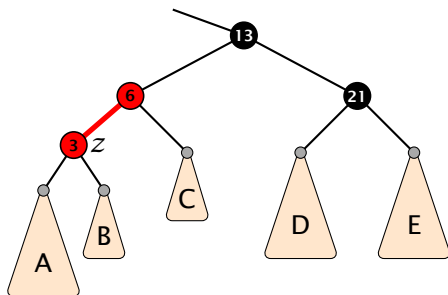
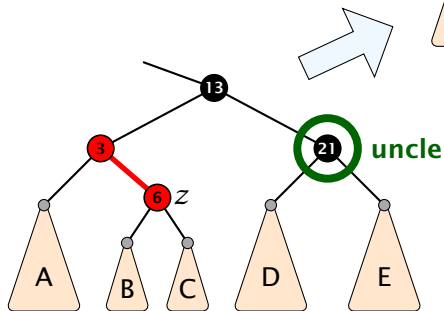
## Case 2a: Black uncle and $z$ is right child

1. rotate around parent
2. move  $z$  downwards
3. you have case 2b.



## Case 2a: Black uncle and $z$ is right child

1. rotate around parent
2. move  $z$  downwards
3. you have case 2b.



# Red Black Trees: Insert

## Running time:

- ▶ Only Case 1 may repeat; but only  $h/2$  many steps, where  $h$  is the height of the tree.
- ▶ Case 2a → Case 2b → red-black tree
- ▶ Case 2b → red-black tree

Performing step one  $\mathcal{O}(\log n)$  times and every other step at most once, we get a red-black tree. Hence  $\mathcal{O}(\log n)$  re-colourings and at most 2 rotations.

# Red Black Trees: Insert

## Running time:

- ▶ Only Case 1 may repeat; but only  $h/2$  many steps, where  $h$  is the height of the tree.
- ▶ Case 2a → Case 2b → red-black tree
- ▶ Case 2b → red-black tree

Performing step one  $\mathcal{O}(\log n)$  times and every other step at most once, we get a red-black tree. Hence  $\mathcal{O}(\log n)$  re-colourings and at most 2 rotations.

# Red Black Trees: Insert

## Running time:

- ▶ Only Case 1 may repeat; but only  $h/2$  many steps, where  $h$  is the height of the tree.
- ▶ Case 2a → Case 2b → red-black tree
- ▶ Case 2b → red-black tree

Performing step one  $\mathcal{O}(\log n)$  times and every other step at most once, we get a red-black tree. Hence  $\mathcal{O}(\log n)$  re-colourings and at most 2 rotations.

# Red Black Trees: Insert

## Running time:

- ▶ Only Case 1 may repeat; but only  $h/2$  many steps, where  $h$  is the height of the tree.
- ▶ Case 2a  $\rightarrow$  Case 2b  $\rightarrow$  red-black tree
- ▶ Case 2b  $\rightarrow$  red-black tree

Performing step one  $\mathcal{O}(\log n)$  times and every other step at most once, we get a red-black tree. Hence  $\mathcal{O}(\log n)$  re-colourings and at most 2 rotations.



# Red Black Trees: Delete

First do a standard delete.

If the spliced out node  $x$  was red everything is fine.

If it was black there may be the following problems.

1. Parent and child of  $x$  were red; two adjacent red vertices.

2. If you delete the root, the root may now be red.

3. Every path from an ancestor of  $x$  to a descendant leaf of  $x$  changes the number of black nodes. Black height property might be violated.

# Red Black Trees: Delete

First do a standard delete.

If the spliced out node  $x$  was red everything is fine.

If it was black there may be the following problems.

1. If parent and child of  $x$  were red, two adjacent red vertices.

2. If  $x$  was the root, the root may now be red.

3. Every path from an ancestor of  $x$  to a descendant leaf of  $x$  changes the number of black nodes. Black height property may not be violated.

# Red Black Trees: Delete

First do a standard delete.

If the spliced out node  $x$  was red everything is fine.

If it was black there may be the following problems.

1. Parent and child of  $x$  were red, two adjacent red nodes.

2.  $x$  was the root of the tree, the root may now be red.

3.  $x$  was the left or right child of a red node, the balance

changes, the number of black nodes, Black Height, property

is violated.

# Red Black Trees: Delete

First do a standard delete.

If the spliced out node  $x$  was red everything is fine.

If it was black there may be the following problems.

- ▶ Parent and child of  $x$  were red; two adjacent red vertices.
- ▶ If you delete the root, the root may now be red.
- ▶ Every path from an ancestor of  $x$  to a descendant leaf of  $x$  changes the number of black nodes. Black height property might be violated.

# Red Black Trees: Delete

First do a standard delete.

If the spliced out node  $x$  was red everything is fine.

If it was black there may be the following problems.

- ▶ Parent and child of  $x$  were red; two adjacent red vertices.
- ▶ If you delete the root, the root may now be red.
- ▶ Every path from an ancestor of  $x$  to a descendant leaf of  $x$  changes the number of black nodes. Black height property might be violated.

# Red Black Trees: Delete

First do a standard delete.

If the spliced out node  $x$  was red everything is fine.

If it was black there may be the following problems.

- ▶ Parent and child of  $x$  were red; two adjacent red vertices.
- ▶ If you delete the root, the root may now be red.
- ▶ Every path from an ancestor of  $x$  to a descendant leaf of  $x$  changes the number of black nodes. Black height property might be violated.

# Red Black Trees: Delete

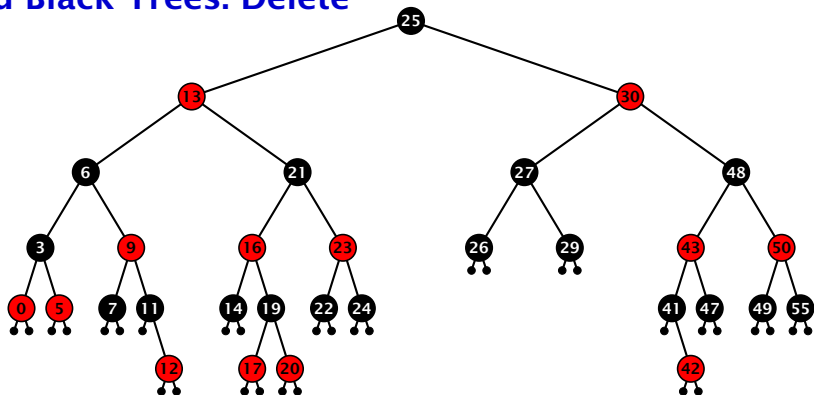
First do a standard delete.

If the spliced out node  $x$  was red everything is fine.

If it was black there may be the following problems.

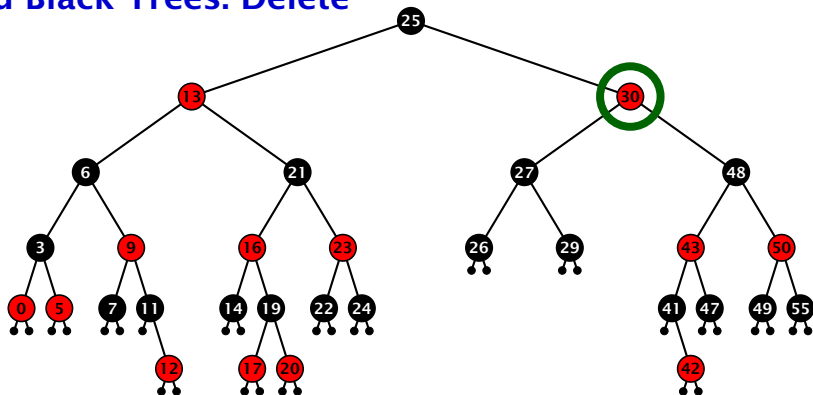
- ▶ Parent and child of  $x$  were red; two adjacent red vertices.
- ▶ If you delete the root, the root may now be red.
- ▶ Every path from an ancestor of  $x$  to a descendant leaf of  $x$  changes the number of black nodes. Black height property might be violated.

# Red Black Trees: Delete





## Red Black Trees: Delete

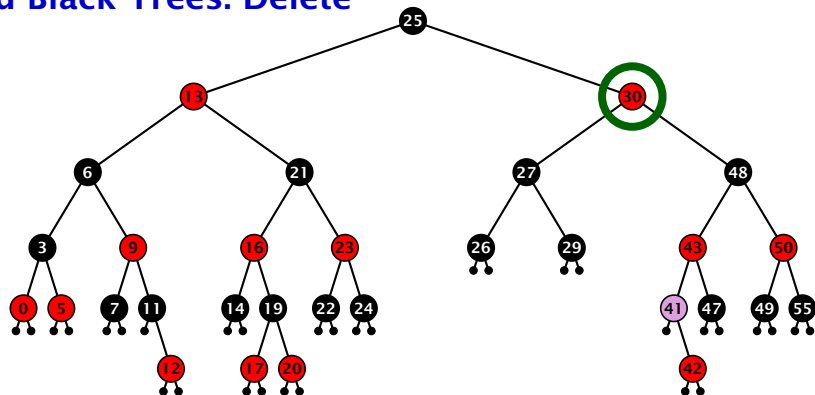


### Case 3:

Element has two children

- ▶ do normal delete
- ▶ when replacing content by content of successor, don't change color of node

## Red Black Trees: Delete

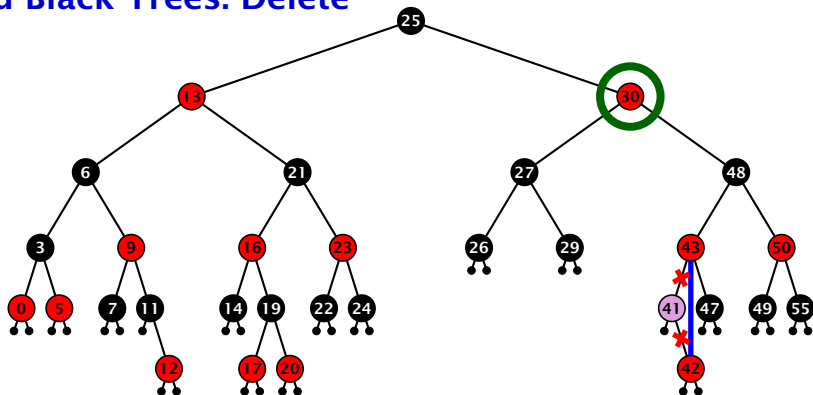


### Case 3:

Element has two children

- ▶ do normal delete
- ▶ when replacing content by content of successor, don't change color of node

## Red Black Trees: Delete

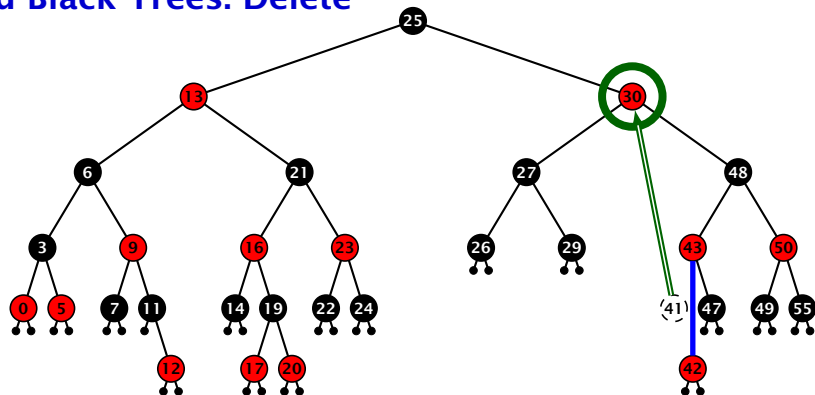


### Case 3:

Element has two children

- ▶ do normal delete
- ▶ when replacing content by content of successor, don't change color of node

## Red Black Trees: Delete

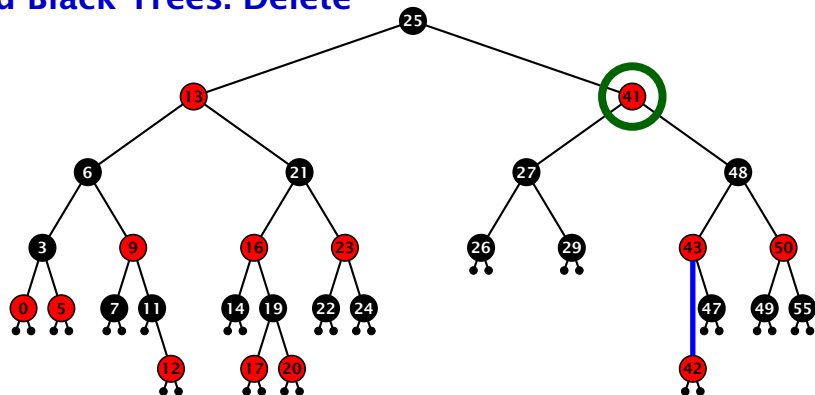


### Case 3:

Element has two children

- ▶ do normal delete
- ▶ when replacing content by content of successor, don't change color of node

## Red Black Trees: Delete

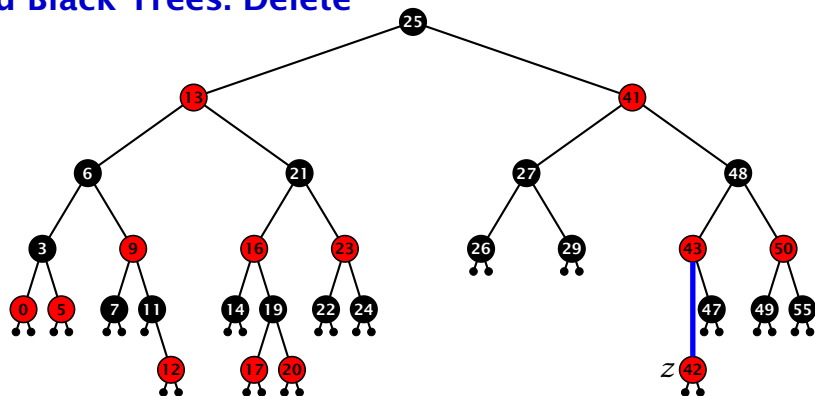


### Case 3:

Element has two children

- ▶ do normal delete
- ▶ when replacing content by content of successor, don't change color of node

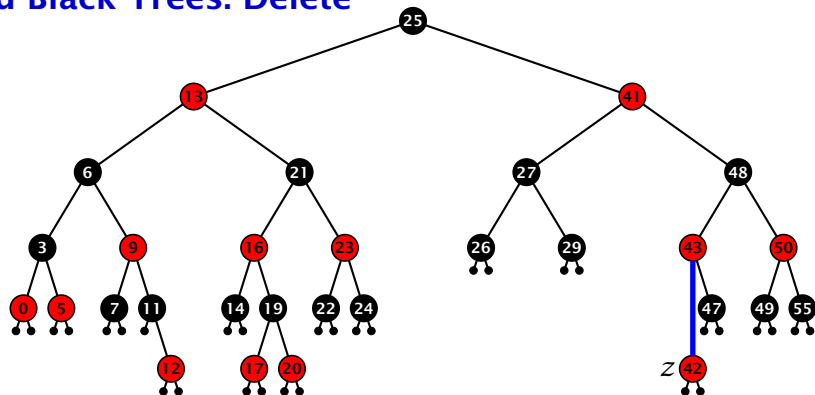
# Red Black Trees: Delete



## Delete:

- ▶ deleting black node messes up black-height property
- ▶ if  $z$  is red, we can simply color it black and everything is fine
- ▶ the problem is if  $z$  is black (e.g. a dummy-leaf); we call a fix-up procedure to fix the problem.

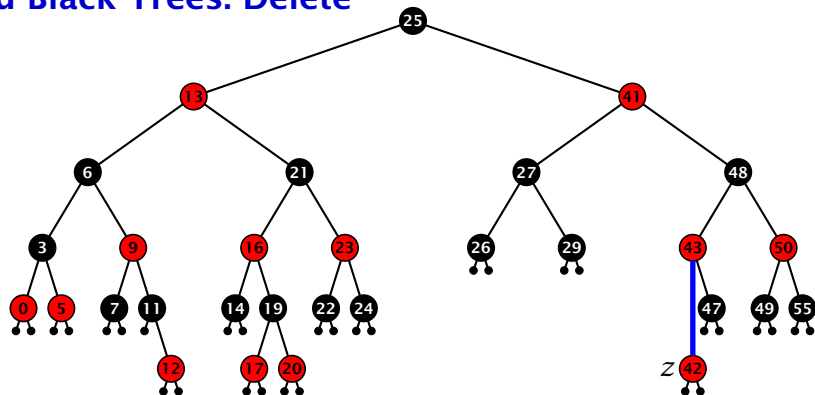
## Red Black Trees: Delete



### Delete:

- ▶ deleting black node messes up black-height property
- ▶ if  $z$  is red, we can simply color it black and everything is fine
- ▶ the problem is if  $z$  is black (e.g. a dummy-leaf); we call a fix-up procedure to fix the problem.

## Red Black Trees: Delete



### Delete:

- ▶ deleting black node messes up black-height property
- ▶ if  $z$  is red, we can simply color it black and everything is fine
- ▶ the problem is if  $z$  is black (e.g. a dummy-leaf); we call a fix-up procedure to fix the problem.



# Red Black Trees: Delete

## Invariant of the fix-up algorithm

- ▶ the node  $z$  is black
- ▶ if we “assign” a fake black unit to the edge from  $z$  to its parent then the black-height property is fulfilled

Goal: make rotations in such a way that you at some point can remove the fake black unit from the edge.

# Red Black Trees: Delete

## Invariant of the fix-up algorithm

- ▶ the node  $z$  is black
- ▶ if we “assign” a fake black unit to the edge from  $z$  to its parent then the black-height property is fulfilled

Goal: make rotations in such a way that you at some point can remove the fake black unit from the edge.

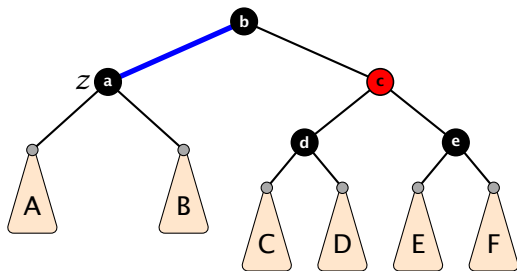
# Red Black Trees: Delete

## Invariant of the fix-up algorithm

- ▶ the node  $z$  is black
- ▶ if we “assign” a fake black unit to the edge from  $z$  to its parent then the black-height property is fulfilled

**Goal:** make rotations in such a way that you at some point can remove the fake black unit from the edge.

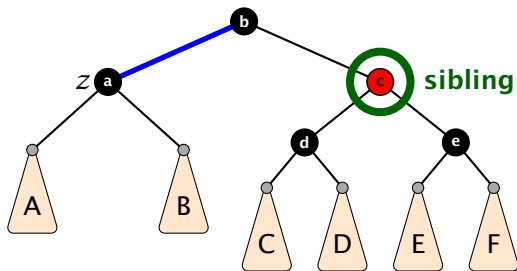
## Case 1: Sibling of $z$ is red



1. left-rotate around parent of  $z$
2. recolor nodes  $b$  and  $c$
3. the new sibling is black  
(and parent of  $z$  is red)
4. Case 2 (special),  
or Case 3, or Case 4



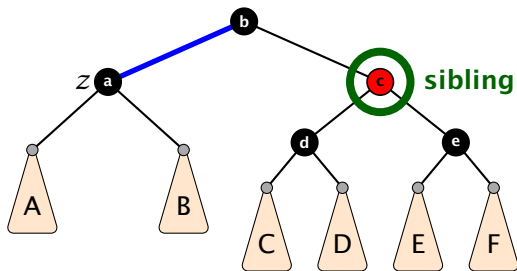
## Case 1: Sibling of $z$ is red



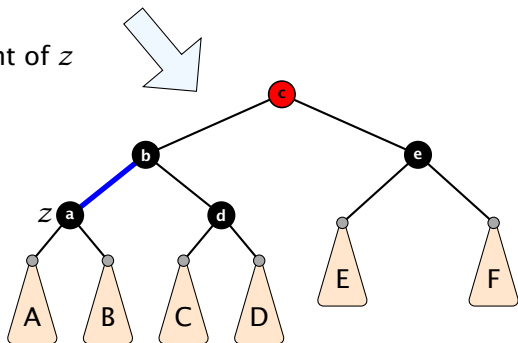
1. left-rotate around parent of  $z$
2. recolor nodes  $b$  and  $c$
3. the new sibling is black  
(and parent of  $z$  is red)
4. Case 2 (special),  
or Case 3, or Case 4



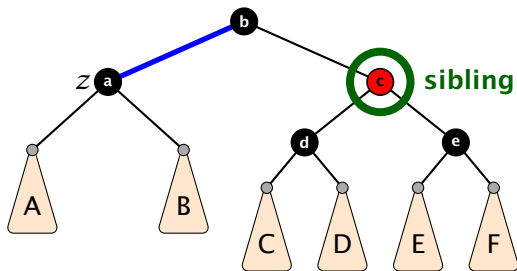
## Case 1: Sibling of $z$ is red



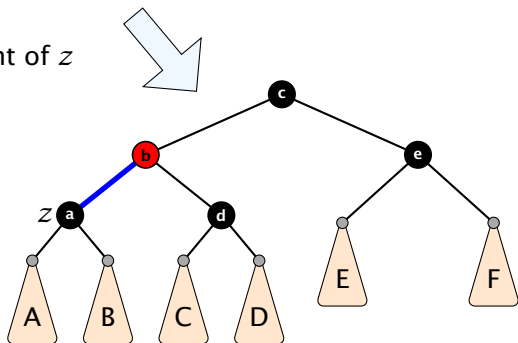
1. left-rotate around parent of  $z$
2. recolor nodes  $b$  and  $c$
3. the new sibling is black (and parent of  $z$  is red)
4. Case 2 (special), or Case 3, or Case 4



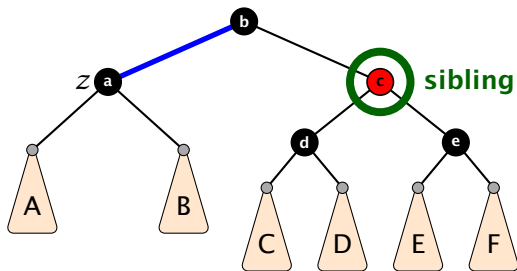
## Case 1: Sibling of $z$ is red



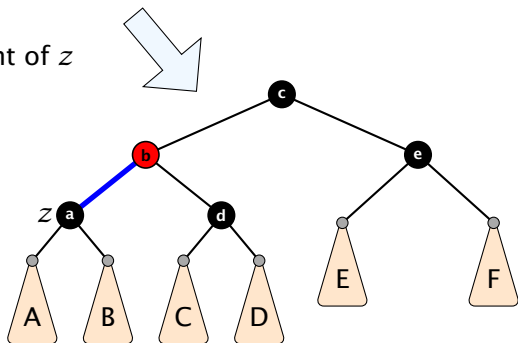
1. left-rotate around parent of  $z$
2. recolor nodes  $b$  and  $c$
3. the new sibling is black (and parent of  $z$  is red)
4. Case 2 (special), or Case 3, or Case 4



## Case 1: Sibling of $z$ is red

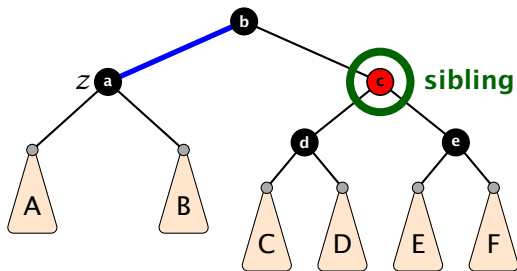


1. left-rotate around parent of  $z$
2. recolor nodes  $b$  and  $c$
3. the new sibling is black (and parent of  $z$  is red)
4. Case 2 (special), or Case 3, or Case 4

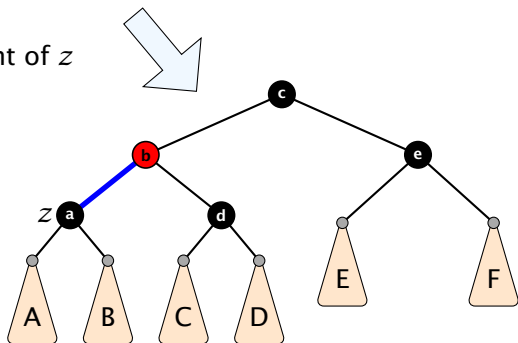




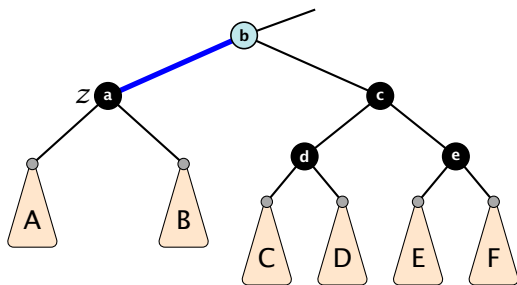
## Case 1: Sibling of $z$ is red



1. left-rotate around parent of  $z$
2. recolor nodes  $b$  and  $c$
3. the new sibling is black (and parent of  $z$  is red)
4. Case 2 (special), or Case 3, or Case 4



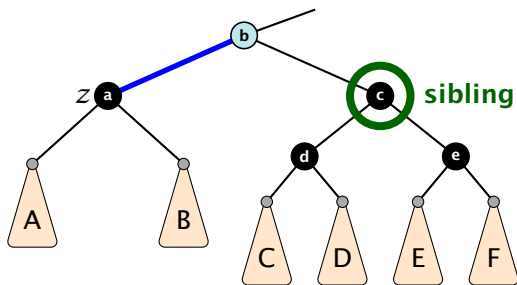
## Case 2: Sibling is black with two black children



1. re-color node  $c$
2. move fake black unit upwards
3. move  $z$  upwards
4. we made progress
5. if  $b$  is red we color it black and are done



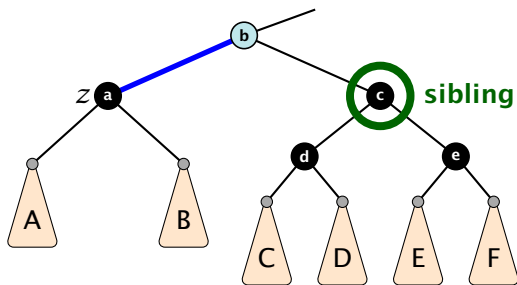
## Case 2: Sibling is black with two black children



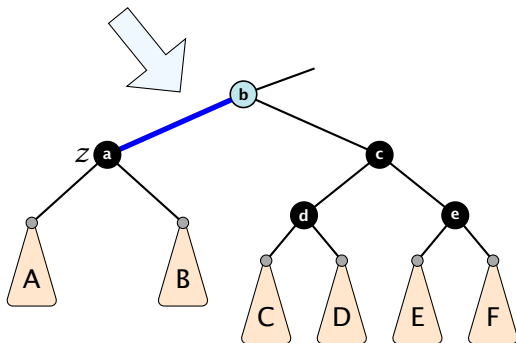
1. re-color node  $c$
2. move fake black unit upwards
3. move  $z$  upwards
4. we made progress
5. if  $b$  is red we color it black and are done



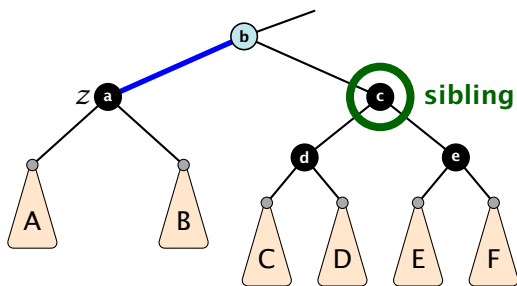
## Case 2: Sibling is black with two black children



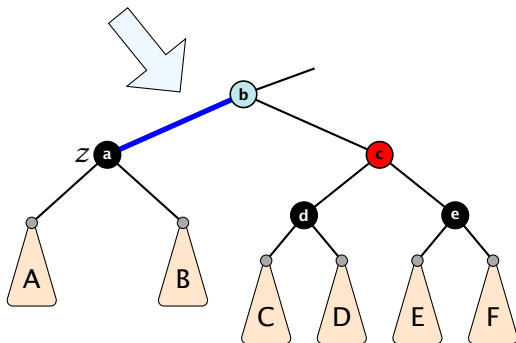
1. re-color node  $c$
2. move fake black unit upwards
3. move  $z$  upwards
4. we made progress
5. if  $b$  is red we color it black and are done



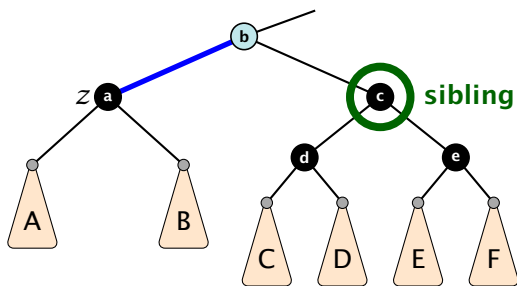
## Case 2: Sibling is black with two black children



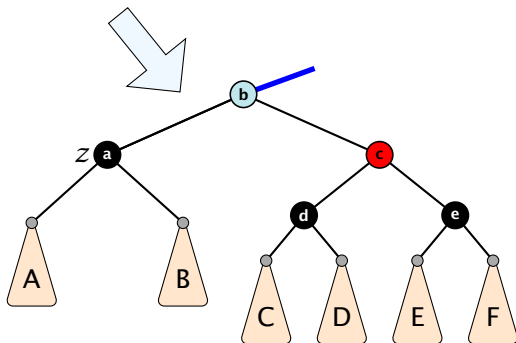
1. re-color node  $c$
2. move fake black unit upwards
3. move  $z$  upwards
4. we made progress
5. if  $b$  is red we color it black and are done



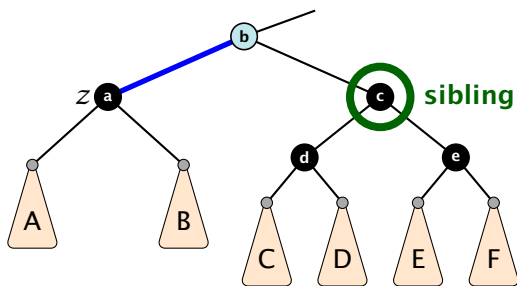
## Case 2: Sibling is black with two black children



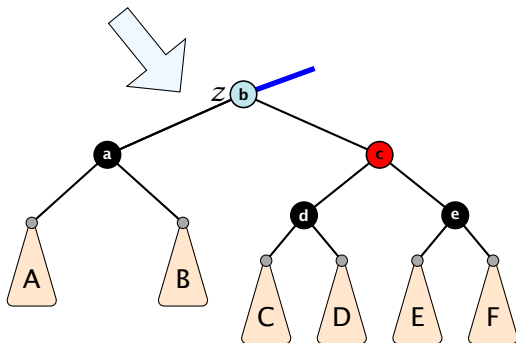
1. re-color node  $c$
2. move fake black unit upwards
3. move  $z$  upwards
4. we made progress
5. if  $b$  is red we color it black and are done



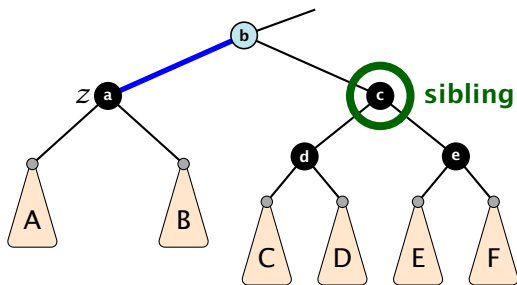
## Case 2: Sibling is black with two black children



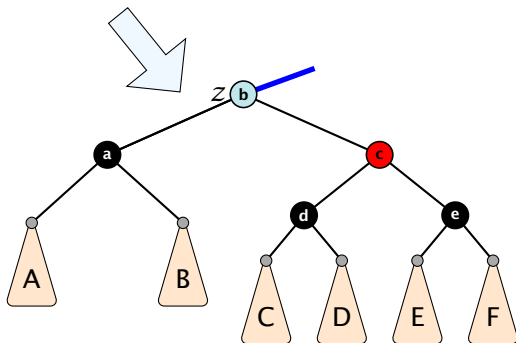
1. re-color node  $c$
2. move fake black unit upwards
3. move  $z$  upwards
4. we made progress
5. if  $b$  is red we color it black and are done



## Case 2: Sibling is black with two black children

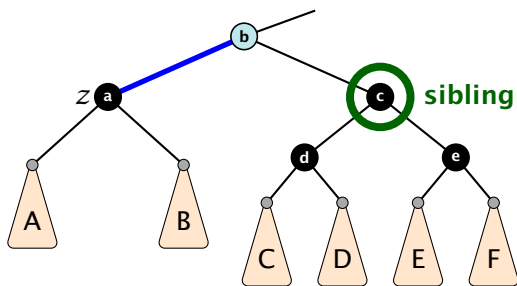


1. re-color node  $c$
2. move fake black unit upwards
3. move  $z$  upwards
4. we made progress
5. if  $b$  is red we color it black and are done

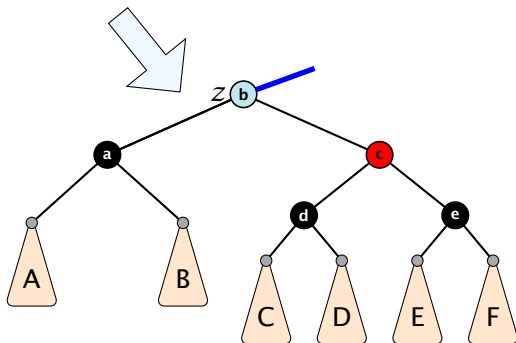




## Case 2: Sibling is black with two black children

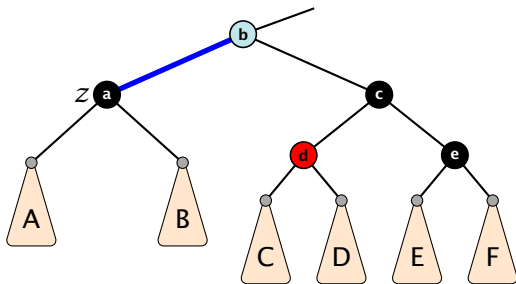


1. re-color node  $c$
2. move fake black unit upwards
3. move  $z$  upwards
4. we made progress
5. if  $b$  is red we color it black and are done



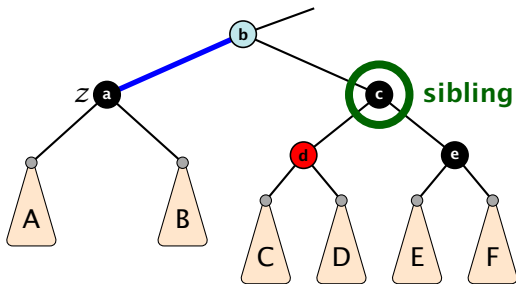
## Case 3: Sibling black with one black child to the right

1. do a right-rotation at sibling
2. recolor  $c$  and  $d$
3. new sibling is black with red right child (Case 4)



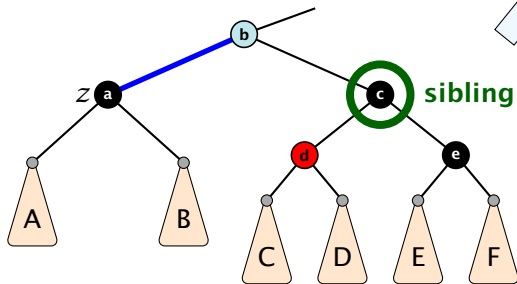
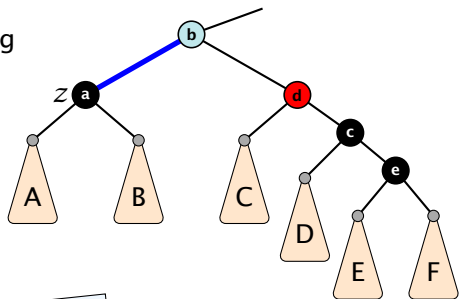
## Case 3: Sibling black with one black child to the right

1. do a right-rotation at sibling
2. recolor  $c$  and  $d$
3. new sibling is black with red right child (Case 4)



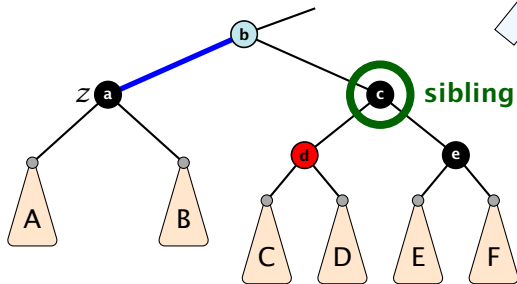
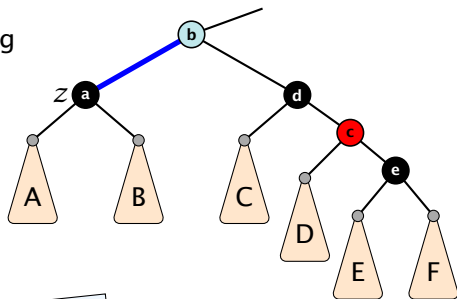
## Case 3: Sibling black with one black child to the right

1. do a right-rotation at sibling
2. recolor *c* and *d*
3. new sibling is black with red right child (Case 4)



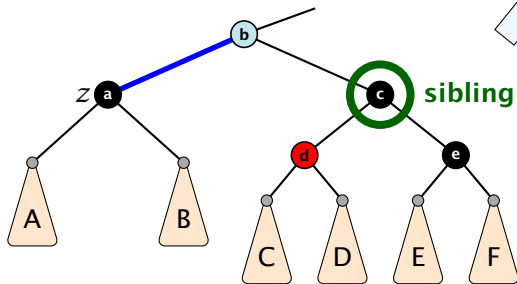
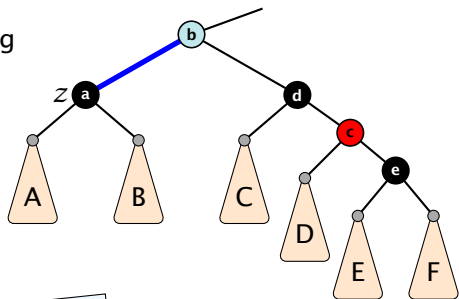
## Case 3: Sibling black with one black child to the right

1. do a right-rotation at sibling
2. recolor  $c$  and  $d$
3. new sibling is black with red right child (Case 4)

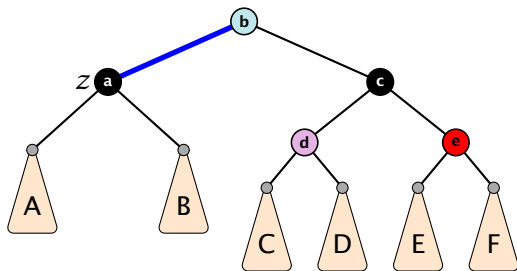


## Case 3: Sibling black with one black child to the right

1. do a right-rotation at sibling
2. recolor  $c$  and  $d$
3. new sibling is black with red right child (Case 4)



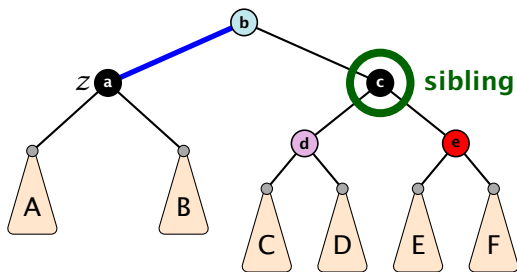
## Case 4: Sibling is black with red right child



1. left-rotate around  $b$
2. recolor nodes  $b$ ,  $c$ , and  $e$
3. remove the fake black unit
4. you have a valid red black tree



## Case 4: Sibling is black with red right child

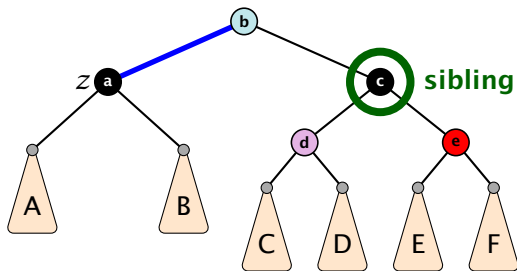


1. left-rotate around  $b$
2. recolor nodes  $b$ ,  $c$ , and  $e$
3. remove the fake black unit
4. you have a valid red black tree

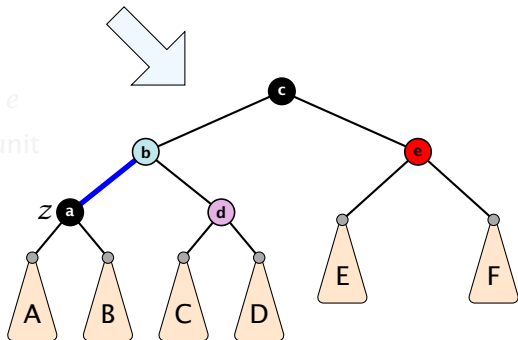




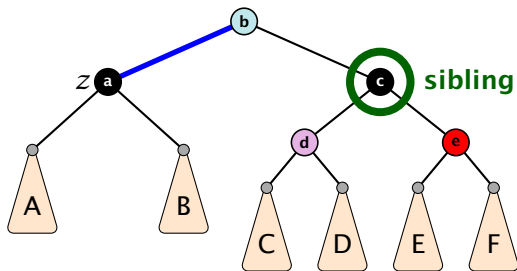
## Case 4: Sibling is black with red right child



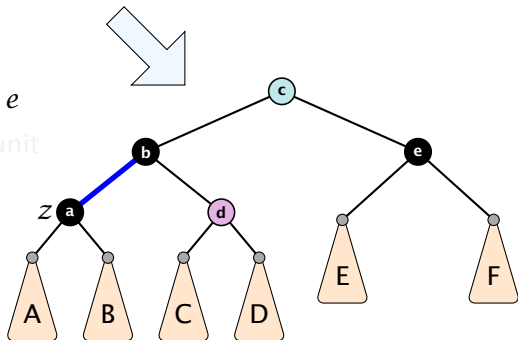
1. left-rotate around *b*
2. recolor nodes *b*, *c*, and *e*
3. remove the fake black unit
4. you have a valid red black tree



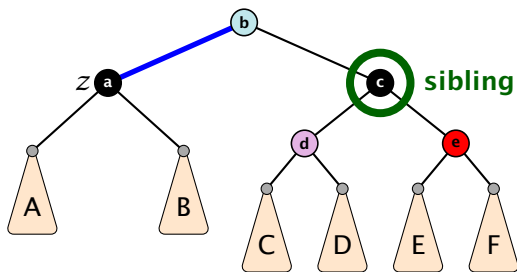
## Case 4: Sibling is black with red right child



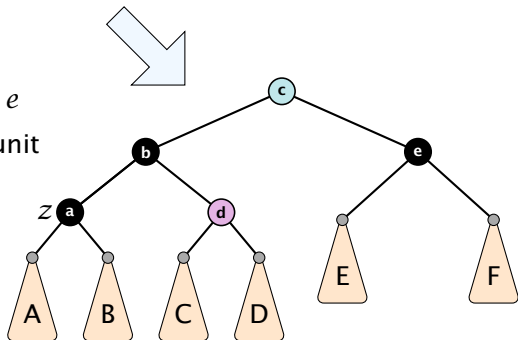
1. left-rotate around  $b$
2. recolor nodes  $b$ ,  $c$ , and  $e$
3. remove the fake black unit
4. you have a valid red black tree



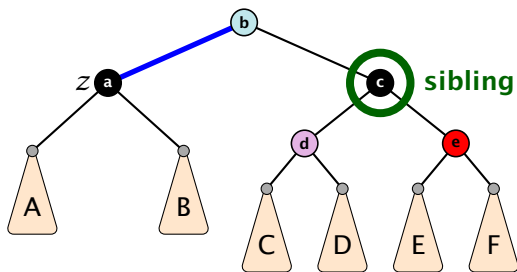
## Case 4: Sibling is black with red right child



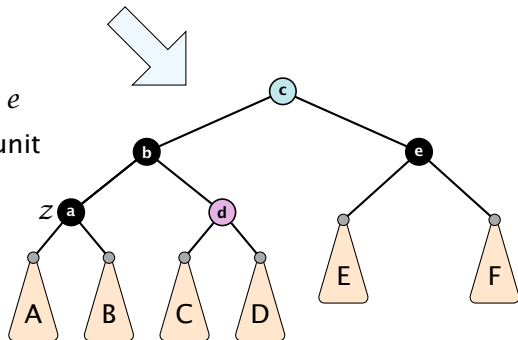
1. left-rotate around  $b$
2. recolor nodes  $b$ ,  $c$ , and  $e$
3. remove the fake black unit
4. you have a valid red black tree



## Case 4: Sibling is black with red right child



1. left-rotate around  $b$
2. recolor nodes  $b$ ,  $c$ , and  $e$
3. remove the fake black unit
4. you have a valid red black tree



## Running time:

- ▶ only Case 2 can repeat; but only  $h$  many steps, where  $h$  is the height of the tree
- ▶ Case 1 → Case 2 (special) → red black tree
- ▶ Case 1 → Case 3 → Case 4 → red black tree
- ▶ Case 1 → Case 4 → red black tree
- ▶ Case 3 → Case 4 → red black tree
- ▶ Case 4 → red black tree

Performing Case 2  $O(\log n)$  times and every other step at most once, we get a red black tree. Hence,  $O(\log n)$  re-colourings and at most 3 rotations.

## Running time:

- ▶ only Case 2 can repeat; but only  $h$  many steps, where  $h$  is the height of the tree
- ▶ Case 1 → Case 2 (special) → red black tree
- ▶ Case 1 → Case 3 → Case 4 → red black tree
- ▶ Case 1 → Case 4 → red black tree
- ▶ Case 3 → Case 4 → red black tree
- ▶ Case 4 → red black tree

Performing Case 2  $O(\log n)$  times and every other step at most once, we get a red black tree. Hence,  $O(\log n)$  re-colourings and at most 3 rotations.

## Running time:

- ▶ only Case 2 can repeat; but only  $h$  many steps, where  $h$  is the height of the tree
- ▶ Case 1 → Case 2 (special) → red black tree  
Case 1 → Case 3 → Case 4 → red black tree  
Case 1 → Case 4 → red black tree
- ▶ Case 3 → Case 4 → red black tree
- ▶ Case 4 → red black tree

Performing Case 2  $O(\log n)$  times and every other step at most once, we get a red black tree. Hence,  $O(\log n)$  re-colourings and at most 3 rotations.

## Running time:

- ▶ only Case 2 can repeat; but only  $h$  many steps, where  $h$  is the height of the tree
- ▶ Case 1 → Case 2 (special) → red black tree
- ▶ Case 1 → Case 3 → Case 4 → red black tree
- ▶ Case 1 → Case 4 → red black tree
- ▶ Case 3 → Case 4 → red black tree
- ▶ Case 4 → red black tree

Performing Case 2  $O(\log n)$  times and every other step at most once, we get a red black tree. Hence,  $O(\log n)$  re-colourings and at most 3 rotations.



## Running time:

- ▶ only Case 2 can repeat; but only  $h$  many steps, where  $h$  is the height of the tree
- ▶ Case 1 → Case 2 (special) → red black tree  
Case 1 → Case 3 → Case 4 → red black tree  
Case 1 → Case 4 → red black tree
- ▶ Case 3 → Case 4 → red black tree
- ▶ Case 4 → red black tree

Performing Case 2  $\mathcal{O}(\log n)$  times and every other step at most once, we get a red black tree. Hence,  $\mathcal{O}(\log n)$  re-colourings and at most 3 rotations.